

**Partial**

# GSM TEST REPORT

No. 504/07T18

according to GCF-CC (V.3.27.1) R97/R98 and NAPRD.03 (V.3.12.0) R97/R98

for

**Wavecom**

**GSM 850/900/1800/1900 Terminal Equipment**

**Type Q24 Plus with SIM Holder**

with

Final Hardware Version: 406

Final Software Version: Open AT<sup>®</sup> Firmware 6.57e

This Test Report consists of 11 pages and the following Annexes:

Annex A – Accreditation Certificate	2 pages
Annex B – Test Equipment	6 pages
Annex C – PICS/PIXIT Information	29 pages
Annex D – Photographs	2 pages
Annex E – Detailed Test Results	6 pages

Date of Report: 2007-11-23

CETECOM is accredited  
according to  
DIN EN ISO/IEC 17025 by:



## CETECOM SARL

320, Rue Hélène Boucher ♦ 78532 Buc Cedex ♦ France

Phone: +33 (0) 1 39 24 29 59 ♦ Fax: +33 (0) 1 39 24 29 83 ♦ E-mail: [info@cetecom.fr](mailto:info@cetecom.fr) ♦ <http://www.cetecom.com>

Capital: 765000 Euro, SIRET: 400 345 559 00035 (Versailles), Code APE: 742C, N° VAT: FR 52 400 345 559, Registered in VERSAILLES, France

Board of Directors: Dr. Harald Ansorge, Hans Peter May

## **Contents**

### **1. TEST RESULTS**

- 1.1. Summary of Test Results
- 1.2. CETECOM's different Types of GSM Test Reports
- 1.3. Documentation received from the Client/Manufacturer
- 1.4. Validity of Test Results

### **2. ADMINISTRATIVE DATA**

- 2.1. Identification of the Responsible Testing Laboratory
- 2.2. Identification of the Testing Location(s)
- 2.3. Organisational Items
- 2.4. Identification of the Client
- 2.5. Identification of the Manufacturer
- 2.6. Identification of the Person responsible for Placing the Product on the Market

### **3. EQUIPMENT UNDER TEST (EUT) AND ANCILLARY EQUIPMENT (AE)**

- 3.1. Identification of the Equipment under Test
- 3.2. Front View of the Equipment under Test
- 3.3. Identification of all used Test Samples of the Equipment under Test
- 3.4. Identification of the Ancillary Equipment

### **4. APPLIED REFERENCE DOCUMENTS**

- 4.1. Leading Reference Documents for Testing
- 4.2. Specific Reference Documents for Testing
- 4.3. Additional Reference Documents for Testing

### **Annex A - ACCREDITATION CERTIFICATE**

### **Annex B - TEST EQUIPMENT**

### **Annex C - PICS/PIXIT INFORMATION**

### **Annex D - PHOTOGRAPHS**

### **Annex E - DETAILED TEST RESULTS**

## 1. Test Results

### 1.1. Summary of Test Results

Tables 1a and 1b summarise the final test results of the tested GSM Terminal Equipment. Detailed results for each test case including the used/subcontracted testing location (according to sec. 2.2) are documented in Annex E of this Test Report.

An explanation of the terms used for each column in tables 1a and 1b is given on page 5.

**Table 1a: Summary of Test Results according to GCF-CC (V.3.27.1) R97/R98**

No.	Description	Test Sections of 3GPP TS 51.010-1 / 3GPP TS 51.010-4			Amount of Test Cases					
					GSM 900			GSM 1800		
		PASS	FAIL	INC	PASS	FAIL	INC	PASS	FAIL	INC
11	General Tests	0	0	0	0	0	0	0	0	0
12	Transceiver	0	0	0	0	0	0	0	0	0
13	Transmitter	15	0	0	15	0	0	0	0	0
14	Receiver	5	0	0	5	0	0	0	0	0
15	Timing advance and absolute delay	0	0	0	0	0	0	0	0	0
16	Reception time tracking speed	0	0	0	0	0	0	0	0	0
17	Access times during handover	0	0	0	0	0	0	0	0	0
18	Temporary reception gaps	0	0	0	0	0	0	0	0	0
19	Channel release after unrecoverable errors	0	0	0	0	0	0	0	0	0
20	Cell selection and reselection	0	0	0	0	0	0	0	0	0
21	Received signal measurements	0	0	0	0	0	0	0	0	0
22	Transmit power control timing and confirmation	0	0	0	0	0	0	0	0	0
25	Tests of layer 2 signalling functions	0	0	0	0	0	0	0	0	0
26	Testing of layer 3 functions	0	0	0	0	0	0	0	0	0
27	Testing SIM/ME interface	0	0	0	0	0	0	0	0	0
28	Test of autocalling restrictions	0	0	0	0	0	0	0	0	0
29	Testing of bearer services	0	0	0	0	0	0	0	0	0
30	Speech teleservices	0	0	0	0	0	0	0	0	0
31	Test of supplementary services	0	0	0	0	0	0	0	0	0
32	Testing of speech transcoding functions	0	0	0	0	0	0	0	0	0
33	Mobile station features	0	0	0	0	0	0	0	0	0
34	Short message service (SMS)	0	0	0	0	0	0	0	0	0
41	GPRS Paging, TBF establishment/release and DCCH related procedures	0	0	0	0	0	0	0	0	0
42	Test of Medium Access Control (MAC) protocol	0	0	0	0	0	0	0	0	0
43	RLC Test Cases	0	0	0	0	0	0	0	0	0
44	Test Case requirements to GPRS mobility management	0	0	0	0	0	0	0	0	0
45	Session Management Procedure	0	0	0	0	0	0	0	0	0
46	LLC and SNDCP Tests	0	0	0	0	0	0	0	0	0
90	Text Telephony (TTY) Services	0	0	0	0	0	0	0	0	0
<b>Total:</b>		<b>20</b>	<b>0</b>	<b>0</b>	<b>20</b>	<b>0</b>	<b>0</b>	<b>0</b>	<b>0</b>	<b>0</b>



**The following terms are used in tables 1a and 1b above:**

<b>No.:</b>	Test section number of the Mobile Station Conformance Specifications 3GPP TS 51.010-1 and/or 3GPP TS 51.010-4.
<b>Description:</b>	Test section title of the Mobile Station Conformance Specifications 3GPP TS 51.010-1 and/or 3GPP TS 51.010-4 and/or PTCRB NAPRD.03.
<b>PASS:</b>	Amount of test cases which are conformant to the applied standards in the given GSM frequency band.
<b>FAIL:</b>	Amount of test cases which are not conformant to the applied standards in the given GSM frequency band.
<b>INC:</b>	Inconclusive: Amount of test cases with ambiguous results in the given GSM frequency band.

## 1.2. CETECOM's different Types of GSM Test Reports

CETECOM issues the following two different types of GSM Test Reports:

**Full GSM Test Report:** This type of test report contains within Annex E a list of all test cases referenced in the corresponding "Leading Reference Documents for Testing" (see table 2 in section 4.1). Full GSM Test Reports contain a verification conclusion in section 1.5.

**Partial GSM Test Report:** This type of test report contains within Annex E a subset of test cases requested by the client and/or what is deemed necessary by CETECOM after a review of an existing product with respect to modification. No verification conclusion is given in section 1.5 for this type of test report.

## 1.3. Documentation received from the Client/Manufacturer

CETECOM has received the PICS/PIXIT information for the equipment under test from the client and/or manufacturer (please refer to Annex C of this Test Report for details) which was the basis for accredited testing.

CETECOM has received sufficient documentation from the client and/or manufacturer to perform the tests as listed in Annex E of this report.

## 1.4. Validity of Test Results


The test results given in this test report only relate to the GSM Terminal Equipment as specified in section 3.



Dipl.-Ing. Adyl Mssalak  
Project Manager  
(Author of the Test Report)



Dipl.-Ing. Pierre Jean Dumay  
Deputy Project Manager  
(Verification of the Test Report)



Dipl.-Ing. Franck Dehour  
Test Lab Manager  
(Responsible for the Test Report)

## **2. Administrative Data**

### **2.1. Identification of the Responsible Testing Laboratory**

<b>Company Name:</b>	CETECOM SARL
<b>Department:</b>	Mobile Communications
<b>Address:</b>	320, Rue Hélène Boucher 78532 Buc Cedex France
<b>Telephone:</b>	+33 (0) 1 39 24 29 59
<b>Fax:</b>	+33 (0) 1 39 24 29 83
<b>Responsible Test Lab Manager:</b>	Dipl.-Ing. Franck Dehour

### **2.2. Identification of the Testing Location(s)**

<b>Company Name:</b>	CETECOM SARL
<b>Address:</b>	320, Rue Hélène Boucher 78532 Buc Cedex France

### **2.3. Organisational Items**

<b>CETECOM Reference No.:</b>	504_07
<b>CETECOM Order No.:</b>	5057_07
<b>CETECOM Project Manager:</b>	Dipl.-Ing. Adyl Mssalak
<b>CETECOM Deputy Project Manager:</b>	Dipl.-Ing. Pierre Jean Dumay
<b>Start of Testing:</b>	2007-10-30
<b>End of Testing:</b>	2007-11-02

## **2.4. Identification of the Client**

<b>Company Name:</b>	Wavecom S.A.
<b>Address:</b>	3, Esplanade du Foncet 92442 Issy-les-Moulineaux Cedex France
<b>Contact Person:</b>	Ms. Carine Direxel
<b>Telephone:</b>	+33 (0) 1 46 29 08 00
<b>Fax:</b>	+33 (0) 1 46 29 08 08

## **2.5. Identification of the Manufacturer**

<b>Company Name:</b>	Wavecom S.A.
<b>Address:</b>	3, Esplanade du Foncet 92442 Issy-les-Moulineaux Cedex France
<b>Contact Person:</b>	Ms. Carine Direxel
<b>Telephone:</b>	+33 (0) 1 46 29 08 00
<b>Fax:</b>	+33 (0) 1 46 29 08 08

## **2.6. Identification of the Person responsible for placing the Product on the Market**

<b>Company Name:</b>	Wavecom S.A.
<b>Address:</b>	3, Esplanade du Foncet 92442 Issy-les-Moulineaux Cedex France
<b>Contact Person:</b>	Ms. Carine Direxel
<b>Telephone:</b>	+33 (0) 1 46 29 08 00
<b>Fax:</b>	+33 (0) 1 46 29 08 08


**Note:** This data is based on the client's information.

### 3. Equipment under Test (EUT) and Ancillary Equipment (AE)

#### 3.1. Identification of the Equipment under Test

<b>Brand Name:</b>	Wavecom
<b>Type Name:</b>	Q24 Plus with SIM Holder
<b>Marketing Name:</b>	Wireless CPU Q24 Plus with SIM Holder
<b>GSM Frequency Bands:</b>	GSM 850/900/1800/1900
<b>FCC ID Number:</b>	O9EQ24PL003
<b>Industry Canada ID:</b>	3651C-Q24PL003
<b>Special Features / Comments:</b>	AMR, GPRS (MSC 10)

#### 3.2. Front View of the Equipment under Test





### 3.3. Identification of all used Test Samples of the Equipment under Test

EUT ID *	Serial Number	Hardware Version	Software Version
EUT1	M/912	406	Open AT <sup>®</sup> Firmware 6.57e

\*) The Equipment under Test Identifier (EUT ID) is used to simplify the identification in this Test Report

### 3.4. Identification of the Ancillary Equipment

AE ID *	Description	Serial Number	HW Status	SW Status
---	---	---	---	---

\*) The Ancillary Equipment Identifier (AE ID) is used to simplify the identification in this Test Report

## 4. Applied Reference Documents

### 4.1. Leading Reference Documents for Testing

The Equipment under Test (EUT) has been tested at CETECOM's (own or subcontracted) laboratories according to the leading reference documents given in table 2 below:

**Table 2: Leading Reference Documents**

No.	Identity	Document Title	Version/Date
[1]	GCF-CC	Global Certification Forum - Certification Criteria	V3.27.1 (2007-08)
[2]	NAPRD.03	GSM N.A. Permanent Reference Document	V3.12.0 (2007-07)

### 4.2. Specific Reference Documents for Testing

Table 3 summarizes specific reference documents such as harmonized standards or test specifications which were used for testing at CETECOM's (own or subcontracted) laboratories.

**Table 3: Specific Reference Documents**

No.	Identity	Document Title	Version/Date
[3]	3GPP TS 51.010-1	3rd Generation Partnership Project; Technical Specification Group GSM/EDGE Radio Access Network; Digital cellular telecommunications system (Phase 2+); Mobile Station (MS) conformance specification; Part 1: Conformance specification	V7.7.0 Release 7 (2007-09)
[4]	3GPP TS 51.010-2	3rd Generation Partnership Project; Technical Specification Group GSM/EDGE Radio Access Network; Digital cellular telecommunications system; Mobile Station (MS) conformance specification; Part 2: Protocol Implementation Conformance Statement (PICS) proforma specification	V7.7.0 Release 7 (2007-09)
[5]	ETSI EN 301 511	Global System for Mobile communications (GSM); Harmonized EN for mobile stations in the GSM 900 and GSM 1800 bands covering essential requirements under article 3.2 of the R&TTE directive (1999/5/EC)	V9.0.2 (2003-03)

### 4.3. Additional Reference Documents for Testing

Table 4 summarizes additional reference documents which were used for testing at CETECOMs (own or subcontracted) laboratories.

Table 4: Additional Reference Documents

No.	Identity / Description	Valid Since
[5]	<b>200409-13_A-04-xxx_TC_13_16_2_4_1_TS8950G_r2</b> Error in Test Case 13.16.2.4.1 on R&S TS8950G (for INFO) Request: 200409- 13	2004-09-13
[6]	<b>200604-163</b> Non-implementation of GERAN CR on TC 13.16.2.4.1	2006-05-04
[7]	<b>A-03-xxx_TC13_16_2_4_1</b> Error in the test requirements in TC 13.16.2.4.1 for multislot uplink configuration (for INFO) Request: 200505- 69	2005-05-27
[8]	<b>A-04-xxx_TC_13_16_3_TS8950G_r2.doc</b> Error in Test Case 13.16.3 on R&S TS8950G (for INFO) Request: 200409- 15	2004-09-13
[9]	<b>PVG_27_xxx_04_TC_13_16_2_4_1_TS8950G_r2</b> Test Case 13.16.2.4.1 on R&S TS8950G PVG27_441	2004-09-14
[10]	<b>PVG27_442_04_TC_13_16_3_TS8950G_r2</b> Test Case 13.16.3 on R&S TS8950G PVG27_442	2004-09-14
[11]	<b>PVG33_1292_06</b> Non-implementation of GERAN CR on TC 13.16.2.4.1	2006-05-04
[12]	<b>PVG33_986_06</b> Downgrade of TC's 13.16.x & 13.17.x to category B PVG32_986	2006-02-21

# ANNEX A

of



## Partial GSM TEST REPORT

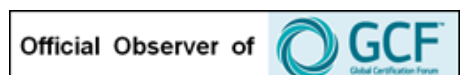
No. 504/07T18

# Accreditation Certificate

This Annex consists of 2 pages

Date of Report: 2007-11-23

**CETECOM is accredited  
according to  
DIN EN ISO/IEC 17025 by:**



### **CETECOM SARL**

320, Rue Hélène Boucher ♦ 78532 Buc Cedex ♦ France

Phone: +33 (0) 1 39 24 29 59 ♦ Fax: +33 (0) 1 39 24 29 83 ♦ E-mail: [info@cetecom.fr](mailto:info@cetecom.fr) ♦ <http://www.cetecom.com>

Capital: 765000 Euro, SIRET: 400 345 559 00035 (Versailles), Code APE: 742C, N° VAT: FR 52 400 345 559, Registered in VERSAILLES, France

Board of Directors: Dr. Harald Ansorge, Hans Peter May

Translation

DATech Deutsche Akkreditierungsstelle Technik GmbH  
Signatory of the Multilateral Agreement of EA and ILAC for the mutual recognition  
represented in the

**Deutschen AkkreditierungsRat**



**Accreditation**

The DATech German Accreditation Body Technology GmbH confirms that the Testing Laboratory

**CETECOM SARL**  
320, rue Hélène Boucher  
Bât 1  
F-78530 BUC

is competent under the terms of DIN EN ISO/IEC 17025 to carry out testing in the fields

**Mobile Communications**  
**2G (GSM 850/900/1800/1900) and 3G (UMTS/W-CDMA)**

according to the annexed list of standards and specifications.

The accreditation is valid until: **February 9<sup>th</sup>, 2010**

The annex is deemed part of this certificate and comprises **4** pages.

DAR-Registration No.: **DAT-P-176/94-C0**  
(This certificate is only valid in relation with DAT-P-176/94-02)

Frankfurt/Main, March 30<sup>th</sup>, 2007

  
Dipl.-Ing. (FH) R. Egner  
Head of the Accreditation Body

Member in EA, ILAC, IAF

Translation for information purposes only. The German Accreditation Certificate is authoritative. See notes overleaf

The annex pages of the certificate may be received from CETECOM on request.

# ANNEX B

of



## Partial GSM TEST REPORT

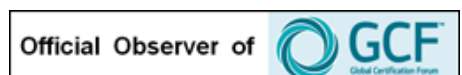
No. 504/07T18

# Test Equipment

This Annex consists of 6 pages

Date of Report: 2007-11-23

**CETECOM is accredited  
according to  
DIN EN ISO/IEC 17025 by:**



### **CETECOM SARL**

320, Rue Hélène Boucher ♦ 78532 Buc Cedex ♦ France

Phone: +33 (0) 1 39 24 29 59 ♦ Fax: +33 (0) 1 39 24 29 83 ♦ E-mail: [info@cetecom.fr](mailto:info@cetecom.fr) ♦ <http://www.cetecom.com>

Capital: 765000 Euro, SIRET: 400 345 559 00035 (Versailles), Code APE: 742C, N° VAT: FR 52 400 345 559, Registered in VERSAILLES, France

Board of Directors: Dr. Harald Ansorge, Hans Peter May

## **1. Test Equipment Location**

Testing was performed at the following marked location:

### **1.1 Location "Essen"**

Address: *CETECOM* GmbH  
Im Teelbruch 116  
D-45219 Essen  
Germany

### **1.2 Location "Milpitas, CA"**

Address: *CETECOM* Inc.  
411 Dixon Landing Road  
Milpitas, CA 95035  
U.S.A.

### **1.3 Location "Buc"**

Address: *CETECOM* SARL  
320, Rue Hélène Boucher  
78532 Buc Cedex  
France

### **1.4 Location "Feldkirchen / Munich"**

Address: *CETECOM* GmbH  
Kapellenstraße 13  
85622 Feldkirchen / Munich  
Germany

### **1.5 Location "Taipei"**

Address: *CETECOM* Taiwan Ltd.  
2F, No. 181, Ti Ding Blvd. Sec.2, Neihu Dist.  
Taipei 114  
Taiwan, R.O.C.

### **1.6 Location "San Diego, CA"**

Address: *CETECOM* Inc. - Branch San Diego  
3636 Nobel Dr., Suite 250  
San Diego, CA 92122  
U.S.A

### **1.7 Location "Yongin"**

Address: *CETECOM* MOVON Ltd.  
194-1, Geumeo-Ri, Pogok-Myon, Yongin City   
Yongin 449-812  
Korea

### **1.8 Location "Gumi"**

Address: *CETECOM* MOVON Ltd.  
PakJaeDal Bldg. 3rd floor, 39B 1L, Inui-dong,   
Gumi-si, Gyeong-buk  
Gumi 730-320  
Korea

### **1.9 Location "Shanghai"**

Address: *CETECOM* Shanghai Communication Testing and  
Consulting Co., Ltd.   
Zhangjiang, Building 27 No. 1387 Zhangdong Rd.  
Shanghai Zip: 201203  
China



## 2. List of Test Equipment

### 2.1 R&S CRTU-G

<b>ID:</b>	<b>R&amp;S CRTU-G [Buc 1]</b>
Location:	Buc (1.3)
Serialnumber:	Master 100294 Slave 1 100500 Slave 2 100604
Hardware:	
Software version:	<p><b>Basis Software:</b>                      CR02P2P BP version 1.32                      CR02P2P ASP version 2.04 and v.2.06 and v.2.13 and v.2.20 and v.2.30 and v.2.31 and v.2.32 and v.2.50 and v.2.55 and v.2.60 and v.3.30 and v.3.44 and v.3.50 and v.3.60                      CR02P2P EP version 1.10 and v.1.63</p> <p><b>Test Case Software:</b>                      CRTKEGS version 2.00 and v.2.10                      CRTKSS1 version 1.90 and v.1.91                      CRTKSS2 version 1.70                      CRTKSS3 version 1.70                      CRTKSS5 version 1.80                      CRTKSS6 version 1.70                      CRTPK51 version 2.20                      CRTPK52 version 2.10                      CRTPK53 version 2.20                      CRTPK54 version 2.21                      CRTPK56 version 2.21                      CRTPK58 version 2.10                      CRTPK59 version 2.20                      CRTPK5B version 2.11                      CRTPK61 version 2.20                      CRTPK62 version 2.10                      CRTPK63 version 2.20                      CRTPK64 version 2.21                      CRTPK66 version 2.21                      CRTPK68 version 2.10                      CRTPK69 version 2.20                      CRTPK6B version 2.11                      CRTPK71 version 2.20                      CRTPK72 version 2.10                      CRTPK73 version 2.20                      CRTPK74 version 2.21                      CRTPK76 version 2.21                      CRTPK78 version 2.10                      CRTPK79 version 2.20                      CRTPK7B version 2.11                      CRTU-GC02 version 1.80 and v.1.81                      CRTU-GC03 version 1.70</p>

Software version:	<p><i>(continued)</i></p> <p>CRTU-GC04 version 1.60 CRTU-GC05 version 1.40 and v.1.60 and v.1.61 CRTU-GC06 version 1.61 CRTU-GC07 version 1.61 CRTU-GC08 version 1.60 and v.1.70 CRTU-GC09 version 4.10 and v.4.20 CRTU-GC12 version 1.22 CRTU-GC18 version 4.20 CRTU-GC19 version 1.90 CRTU-GC20 version 1.70 CRTU-GC21 version 1.30 CRTU-GC23 version 1.40 and v.1.50 CRTU-GC24 version 1.80 CRTU-GC31 version 4.20 CRTU-GC32 version 4.21 CRTU-GC33 version 4.20 CRTU-GC34 version 4.20 CRTU-GC35 version 4.20 CRTU-GC36 version 4.20 CRTU-GC37 version 4.20 CRTU-GC39 version 4.20 CRTU-GC41 version 4.30 CRTU-GC61 version 4.20 CRTU-GC62 version 4.21 CRTU-GC63 version 4.20 CRTU-GC64 version 4.20 CRTU-GC65 version 4.10 and v.4.20 CRTU-GC68 version 4.20 CRTU-GC69 version 4.20 and v.4.30 CRTU-GC70 version 4.20 CRTU-GC71 version 4.20 CRTU-GC72 version 4.21 CRTU-GC73 version 4.20 CRTU-GC74 version 4.20 CRTU-GC75 version 4.21 CRTU-GC76 version 4.20 CRTU-GC77 version 4.21 CRTU-GC78 version 4.21 CRTU-GC79 version 4.11 CRTU-GC84 version 4.10 CRTU-GC85 version 4.20 CRTU-GC86 version 4.20 CRTU-GC87 version 4.20 CRTU-GC88 version 4.20</p>
-------------------	---



# ANNEX C

of



## Partial GSM TEST REPORT

No. 504/07T18

for

Wavecom

GSM 850/900/1800/1900 Terminal Equipment

Type Q24 Plus with SIM Holder

with

Final Hardware Version: 406

Final Software Version: Open AT<sup>®</sup> Firmware 6.57e

## PICS/PIXIT Information

This Annex consists of 29 pages

Date of Report: 2007-11-23

The PICS/PIXIT data given or referenced in this annex is based on the latest information received from the client or User Equipment (UE) manufacturer, either verbally or in writing. Therefore, this given information has been used for testing at *CETECOM* for the above mentioned UE configuration. It is the responsibility of the legal owner of the tested UE (i.e. owner of the UE's brand name as given on the cover page of this report) to verify the correctness of the data on the following pages and to indicate any possible incorrectness to *CETECOM*.

*CETECOM* is accredited  
according to  
DIN EN ISO/IEC 17025 by:



**CTIA** Authorized Test Lab

LAB CODE 20050615-00

Official Observer of



### **CETECOM SARL**

320, Rue Hélène Boucher ♦ 78532 Buc Cedex ♦ France

Phone: +33 (0) 1 39 24 29 59 ♦ Fax: +33 (0) 1 39 24 29 83 ♦ E-mail: [info@cetecom.fr](mailto:info@cetecom.fr) ♦ <http://www.cetecom.com>

Capital: 765000 Euro, SIRET: 400 345 559 00035 (Versailles), Code APE: 742C, N° VAT: FR 52 400 345 559, Registered in VERSAILLES, France

Board of Directors: Dr. Harald Ansoerge, Hans Peter May

## **PICS – Protocol Implementation Conformance Statement**

**(According to Specifications 3GPP TS 51.010-2 V7.7.0 and 3GPP TS 51.010-4 V4.6.0)**

**Table A.1 (3GPP TS 51.010-2): Types of Mobile Stations**

Item	Release	Type of Mobile Station		Supported
1	Phase2	1.1	Standard GSM Band (P-GSM)	<input checked="" type="checkbox"/>
2	Phase2	1.2	Extended GSM Band (E-GSM), (including standard Band)	<input checked="" type="checkbox"/>
3	R96	1.3	R-GSM Band (including standard and E-GSM Band)	<input type="checkbox"/>
4	Phase2	1.4	DCS 1800 band	<input checked="" type="checkbox"/>
5	Phase2	1.5	Multiple-band, not simultaneously	<input type="checkbox"/>
6	Phase2	1.6	Multiple-band, simultaneously	<input checked="" type="checkbox"/>
7	Phase2	1.7	Small Mobile Station	<input checked="" type="checkbox"/>
8	Phase2	1.8	GSM Power Class 2	<input type="checkbox"/>
9	Phase2	1.9	GSM Power Class 3	<input type="checkbox"/>
10	Phase2	1.10	GSM Power Class 4	<input type="checkbox"/>
11	Phase2	1.11	GSM Power Class 5	<input type="checkbox"/>
12	Phase2	1.12	DCS 1800 Power Class 1	<input type="checkbox"/>
13	Phase2	1.13	DCS 1800 Power Class 2	<input type="checkbox"/>
14	Phase2	1.14	DCS 1800 Power Class 3	<input type="checkbox"/>
15	R96	1.15	HSCSD Multislot MS	<input type="checkbox"/>
16	R99	1.16	GSM 450 band	<input type="checkbox"/>
17	R99	1.17	GSM 480 band	<input type="checkbox"/>
18	R98	1.18	PCS 1900 band	<input checked="" type="checkbox"/>
19	R98	1.19	PCS 1900 Power Class 1	<input checked="" type="checkbox"/>
20	R98	1.20	PCS 1900 Power Class 2	<input type="checkbox"/>
21	R98	1.21	PCS 1900 Power Class 3	<input type="checkbox"/>
22	R96	1.22	Multislot Class1	<input type="checkbox"/>
23	R96	1.23	Multislot Class2	<input type="checkbox"/>
24	R96	1.24	Multislot Class3	<input type="checkbox"/>
25	R96	1.25	Multislot Class4	<input type="checkbox"/>
26	R96	1.26	Multislot Class5	<input type="checkbox"/>
27	R96	1.27	Multislot Class6	<input type="checkbox"/>
28	R96	1.28	Multislot Class7	<input type="checkbox"/>
29	R96	1.29	Multislot Class8	<input type="checkbox"/>
30	R96	1.30	Multislot Class9	<input type="checkbox"/>
31	R96	1.31	Multislot Class10	<input type="checkbox"/>
32	R96	1.32	Multislot Class11	<input type="checkbox"/>
33	R96	1.33	Multislot Class12	<input type="checkbox"/>
34	R96	1.34	Multislot Class13	<input type="checkbox"/>
35	R96	1.35	Multislot Class14	<input type="checkbox"/>
36	R96	1.36	Multislot Class15	<input type="checkbox"/>
37	R96	1.37	Multislot Class16	<input type="checkbox"/>
38	R96	1.38	Multislot Class17	<input type="checkbox"/>
39	R96	1.39	Multislot Class18	<input type="checkbox"/>
40	R97	1.40	Multislot Class19	<input type="checkbox"/>
41	R97	1.41	Multislot Class20	<input type="checkbox"/>
42	R97	1.42	Multislot Class21	<input type="checkbox"/>
43	R97	1.43	Multislot Class22	<input type="checkbox"/>
44	R97	1.44	Multislot Class23	<input type="checkbox"/>
45	R97	1.45	Multislot Class24	<input type="checkbox"/>
46	R97	1.46	Multislot Class25	<input type="checkbox"/>
47	R97	1.47	Multislot Class26	<input type="checkbox"/>
48	R97	1.48	Multislot Class27	<input type="checkbox"/>
49	R97	1.49	Multislot Class28	<input type="checkbox"/>
50	R97	1.50	Multislot Class29	<input type="checkbox"/>
51	R97	1.51	GPRS Multislot operation	<input checked="" type="checkbox"/>
52	R99	1.52	EGPRS capable of 8PSK in Uplink, of all Multislot classes	<input type="checkbox"/>
53	Rel-4	1.53	GSM 700 band	<input type="checkbox"/>
54	Rel-4	1.54	GSM 750 band	<input type="checkbox"/>
55	R99	1.55	GSM 850 band	<input checked="" type="checkbox"/>
56	R99	1.56	Support of UTRAN Radio Access Technology	<input type="checkbox"/>
57	R97	1.57	Support of GPRS Multislot class on the uplink	<input checked="" type="checkbox"/>
58	R99	1.58	Support of COMPACT	<input type="checkbox"/>
59	R99	1.59	DTM/GPRS Multislot Class 1	<input type="checkbox"/>
60	R99	1.60	DTM/GPRS Multislot Class 5	<input type="checkbox"/>
61	R99	1.61	DTM/GPRS Multislot Class 9	<input type="checkbox"/>

Partial GSM Test Report No. 504/07T18

Annex C: PICS/PIXIT Information

Date of Report: 2007-11-23

V4.02 2007-02-01

Page 3 of 29

Item	Release	Type of Mobile Station		Supported
62	R99	1.62	Support of singleslot allocation in DTM/GPRS	<input type="checkbox"/>
63	R99	1.63	Support of UTRAN FDD	<input type="checkbox"/>
64	R99	1.64	Support of UTRAN TDD	<input type="checkbox"/>
65	R98	1.65	Support of Conventional GPS	<input type="checkbox"/>
66	R99	1.66	EGPRS Multislot operation	<input type="checkbox"/>
67	R97	1.67	GPRS Multislot Class1	<input type="checkbox"/>
68	R97	1.68	GPRS Multislot Class2	<input type="checkbox"/>
69	R97	1.69	GPRS Multislot Class3	<input type="checkbox"/>
70	R97	1.70	GPRS Multislot Class4	<input type="checkbox"/>
71	R97	1.71	GPRS Multislot Class5	<input type="checkbox"/>
72	R97	1.72	GPRS Multislot Class6	<input type="checkbox"/>
73	R97	1.73	GPRS Multislot Class7	<input type="checkbox"/>
74	R97	1.74	GPRS Multislot Class8	<input type="checkbox"/>
75	R97	1.75	GPRS Multislot Class9	<input type="checkbox"/>
76	R97	1.76	GPRS Multislot Class10	<input checked="" type="checkbox"/>
77	R97	1.77	GPRS Multislot Class11	<input type="checkbox"/>
78	R97	1.78	GPRS Multislot Class12	<input type="checkbox"/>
79	R97	1.79	GPRS Multislot Class13	<input type="checkbox"/>
80	R97	1.80	GPRS Multislot Class14	<input type="checkbox"/>
81	R97	1.81	GPRS Multislot Class15	<input type="checkbox"/>
82	R97	1.82	GPRS Multislot Class16	<input type="checkbox"/>
83	R97	1.83	GPRS Multislot Class17	<input type="checkbox"/>
84	R97	1.84	GPRS Multislot Class18	<input type="checkbox"/>
85	R97	1.85	GPRS Multislot Class19	<input type="checkbox"/>
86	R97	1.86	GPRS Multislot Class20	<input type="checkbox"/>
87	R97	1.87	GPRS Multislot Class21	<input type="checkbox"/>
88	R97	1.88	GPRS Multislot Class22	<input type="checkbox"/>
89	R97	1.89	GPRS Multislot Class23	<input type="checkbox"/>
90	R97	1.90	GPRS Multislot Class24	<input type="checkbox"/>
91	R97	1.91	GPRS Multislot Class25	<input type="checkbox"/>
92	R97	1.92	GPRS Multislot Class26	<input type="checkbox"/>
93	R97	1.93	GPRS Multislot Class27	<input type="checkbox"/>
94	R97	1.94	GPRS Multislot Class28	<input type="checkbox"/>
95	R97	1.95	GPRS Multislot Class29	<input type="checkbox"/>
96	R99	1.96	EGPRS Multislot Class1	<input type="checkbox"/>
97	R99	1.97	EGPRS Multislot Class2	<input type="checkbox"/>
98	R99	1.98	EGPRS Multislot Class3	<input type="checkbox"/>
99	R99	1.99	EGPRS Multislot Class4	<input type="checkbox"/>
100	R99	1.100	EGPRS Multislot Class5	<input type="checkbox"/>
101	R99	1.101	EGPRS Multislot Class6	<input type="checkbox"/>
102	R99	1.102	EGPRS Multislot Class7	<input type="checkbox"/>
103	R99	1.103	EGPRS Multislot Class8	<input type="checkbox"/>
104	R99	1.104	EGPRS Multislot Class9	<input type="checkbox"/>
105	R99	1.105	EGPRS Multislot Class10	<input type="checkbox"/>
106	R99	1.106	EGPRS Multislot Class11	<input type="checkbox"/>
107	R99	1.107	EGPRS Multislot Class12	<input type="checkbox"/>
108	R99	1.108	EGPRS Multislot Class13	<input type="checkbox"/>
109	R99	1.109	EGPRS Multislot Class14	<input type="checkbox"/>
110	R99	1.110	EGPRS Multislot Class15	<input type="checkbox"/>
111	R99	1.111	EGPRS Multislot Class16	<input type="checkbox"/>
112	R99	1.112	EGPRS Multislot Class17	<input type="checkbox"/>
113	R99	1.113	EGPRS Multislot Class18	<input type="checkbox"/>
114	R99	1.114	EGPRS Multislot Class19	<input type="checkbox"/>
115	R99	1.115	EGPRS Multislot Class20	<input type="checkbox"/>
116	R99	1.116	EGPRS Multislot Class21	<input type="checkbox"/>
117	R99	1.117	EGPRS Multislot Class22	<input type="checkbox"/>
118	R99	1.118	EGPRS Multislot Class23	<input type="checkbox"/>
119	R99	1.119	EGPRS Multislot Class24	<input type="checkbox"/>
120	R99	1.120	EGPRS Multislot Class25	<input type="checkbox"/>
121	R99	1.121	EGPRS Multislot Class26	<input type="checkbox"/>
122	R99	1.122	EGPRS Multislot Class27	<input type="checkbox"/>
123	R99	1.123	EGPRS Multislot Class28	<input type="checkbox"/>
124	R99	1.124	EGPRS Multislot Class29	<input type="checkbox"/>
125	R99	1.125	GSM 850 Power Class 2	<input type="checkbox"/>
126	R99	1.126	GSM 850 Power Class 3	<input type="checkbox"/>
127	R99	1.127	GSM 850 Power Class 4	<input checked="" type="checkbox"/>
128	R99	1.128	GSM 850 Power Class 5	<input type="checkbox"/>

Partial GSM Test Report No. 504/07T18

Annex C: PICS/PIXIT Information

Date of Report: 2007-11-23

V4.02 2007-02-01

Page 4 of 29

Item	Release	Type of Mobile Station		Supported
129	R99	1.129	8-PSK GSM Power Class E1	<input type="checkbox"/>
130	R99	1.130	8-PSK GSM Power Class E2	<input type="checkbox"/>
131	R99	1.131	8-PSK GSM Power Class E3	<input type="checkbox"/>
132	R99	1.132	8-PSK DCS Power Class E1	<input type="checkbox"/>
133	R99	1.133	8-PSK DCS Power Class E2	<input type="checkbox"/>
134	R99	1.134	8-PSK DCS Power Class E3	<input type="checkbox"/>
135	R99	1.135	8-PSK PCS Power Class E1	<input type="checkbox"/>
136	R99	1.136	8-PSK PCS Power Class E2	<input type="checkbox"/>
137	R99	1.137	8-PSK PCS Power Class E3	<input type="checkbox"/>
138	R99	1.138	8-PSK GSM 850 Power Class E1	<input type="checkbox"/>
139	R99	1.139	8-PSK GSM 850 Power Class E2	<input type="checkbox"/>
140	R99	1.140	8-PSK GSM 850 Power Class E3	<input type="checkbox"/>
141	Phase2	1.141	GSM850 and GSM1800 Band Interworking	<input type="checkbox"/>
142	Phase2	1.142	GSM900 and GSM1900 Band Interworking	<input type="checkbox"/>
143	Phase2	1.143	GSM850 and GSM900 Band Interworking	<input type="checkbox"/>
144	R99	1.144	DTM/EGPRS Multislot Class 1	<input type="checkbox"/>
145	R99	1.145	DTM/EGPRS Multislot Class 5	<input type="checkbox"/>
146	R99	1.146	DTM/EGPRS Multislot Class 9	<input type="checkbox"/>
147	R99	1.147	Support of singleslot allocation in DTM/EGPRS	<input type="checkbox"/>
148	R99	1.148	DTM/GPRS Multislot Class 11	<input type="checkbox"/>
149	Rel-5	1.149	GPRS Multislot Class30	<input type="checkbox"/>
150	Rel-5	1.150	GPRS Multislot Class31	<input type="checkbox"/>
151	Rel-5	1.151	GPRS Multislot Class32	<input type="checkbox"/>
152	Rel-5	1.152	GPRS Multislot Class33	<input type="checkbox"/>
153	Rel-5	1.153	GPRS Multislot Class34	<input type="checkbox"/>
154	Rel-5	1.154	GPRS Multislot Class35	<input type="checkbox"/>
155	Rel-5	1.155	GPRS Multislot Class36	<input type="checkbox"/>
156	Rel-5	1.156	GPRS Multislot Class37	<input type="checkbox"/>
157	Rel-5	1.157	GPRS Multislot Class38	<input type="checkbox"/>
158	Rel-5	1.158	GPRS Multislot Class39	<input type="checkbox"/>
159	Rel-5	1.159	GPRS Multislot Class40	<input type="checkbox"/>
160	Rel-5	1.160	GPRS Multislot Class41	<input type="checkbox"/>
161	Rel-5	1.161	GPRS Multislot Class42	<input type="checkbox"/>
162	Rel-5	1.162	GPRS Multislot Class43	<input type="checkbox"/>
163	Rel-5	1.163	GPRS Multislot Class44	<input type="checkbox"/>
164	Rel-5	1.164	GPRS Multislot Class45	<input type="checkbox"/>
165	Rel-5	1.165	EGPRS Multislot Class30	<input type="checkbox"/>
166	Rel-5	1.166	EGPRS Multislot Class31	<input type="checkbox"/>
167	Rel-5	1.167	EGPRS Multislot Class32	<input type="checkbox"/>
168	Rel-5	1.168	EGPRS Multislot Class33	<input type="checkbox"/>
169	Rel-5	1.169	EGPRS Multislot Class34	<input type="checkbox"/>
170	Rel-5	1.170	EGPRS Multislot Class35	<input type="checkbox"/>
171	Rel-5	1.171	EGPRS Multislot Class36	<input type="checkbox"/>
172	Rel-5	1.172	EGPRS Multislot Class37	<input type="checkbox"/>
173	Rel-5	1.173	EGPRS Multislot Class38	<input type="checkbox"/>
174	Rel-5	1.174	EGPRS Multislot Class39	<input type="checkbox"/>
175	Rel-5	1.175	EGPRS Multislot Class40	<input type="checkbox"/>
176	Rel-5	1.176	EGPRS Multislot Class41	<input type="checkbox"/>
177	Rel-5	1.177	EGPRS Multislot Class42	<input type="checkbox"/>
178	Rel-5	1.178	EGPRS Multislot Class43	<input type="checkbox"/>
179	Rel-5	1.179	EGPRS Multislot Class44	<input type="checkbox"/>
180	Rel-5	1.180	EGPRS Multislot Class45	<input type="checkbox"/>
181		1.181	(Void)	---
182	Rel-7	1.182	GSM 710 band	<input type="checkbox"/>
183	Rel-7	1.183	T GSM 810 band	<input type="checkbox"/>
184	Rel-4	1.184	DTM/EGPRS Multislot Class 11	<input type="checkbox"/>
185	Rel-6	1.185	T-GSM 380 band	<input type="checkbox"/>
186	Rel-6	1.186	T-GSM 410 band	<input type="checkbox"/>
187	Rel-6	1.187	T-GSM 900 band	<input type="checkbox"/>
188	R99	1.188	EGPRS Multislot Operation in Uplink Direction	<input type="checkbox"/>

**Table A.1b (3GPP TS 51.010-2): MS Feature Release Supported**

Item	Release	MS Feature Release Supported	Supported	Value	
				Allowed	Supported
1	R97	1.189 Release of GPRS supported	1.190	<input checked="" type="checkbox"/> R97, R98, R99, Rel-4, Rel-5, Rel-6, Rel-7	R97

Item	Release	MS Feature Release Supported		Supported	Value	
					Allowed	Supported
2	R98	1.191	Release of AMR supported	1.192	<input checked="" type="checkbox"/> R98, R99, Rel-4, Rel-5, Rel-6, Rel-7	R98
3	R99	1.193	Release of EGPRS supported	1.194	<input type="checkbox"/> R99, Rel-4, Rel-5, Rel-6, Rel-7	



**Table A.2 (3GPP TS 51.010-2): Mobile Station Features**

Item	Release	Mobile Station Feature	Supported
1	Phase2	1.195 Display of Called Number	<input type="checkbox"/>
2	Phase2	1.196 Indication of Call Progress Signals	<input type="checkbox"/>
3	Phase2	1.197 Country / PLMN Indication	<input type="checkbox"/>
4	Phase2	1.198 Country / PLMN Selection	<input checked="" type="checkbox"/>
5	Phase2	1.199 Keypad	<input type="checkbox"/>
6	Phase2	1.200 IMEI	<input checked="" type="checkbox"/>
7	Phase2	1.201 Short Message Overflow Indication	<input type="checkbox"/>
8	Phase2	1.202 DTE /DCE Interface	<input checked="" type="checkbox"/>
9	Phase2	1.203 ISDN "S" Interface	<input type="checkbox"/>
10	Phase2	1.204 International Access Function	<input checked="" type="checkbox"/>
11	Phase2	1.205 Service Indicator	<input type="checkbox"/>
12	Phase2	1.206 Autocalling restriction capabilities	<input type="checkbox"/>
13	Phase2	1.207 Dual Tone Multi Frequency function	<input checked="" type="checkbox"/>
14	Phase2	1.208 Subscription Identity Management	<input checked="" type="checkbox"/>
15	Phase2	1.209 On / Off switch	<input checked="" type="checkbox"/>
16	Phase2	1.210 Subaddress	<input type="checkbox"/>
17	Phase2	1.211 Support of Encryption A5/1	<input checked="" type="checkbox"/>
18		1.212 (Void)	---
19	Phase2	1.213 Short Message Service Cell Broadcast DRX	<input checked="" type="checkbox"/>
20	Phase2	1.214 Abbreviated Dialling	<input checked="" type="checkbox"/>
21	Phase2	1.215 Fixed Number Dialling	<input checked="" type="checkbox"/>
22	Phase2	1.216 Barring of Outgoing Calls	<input type="checkbox"/>
23	Phase2	1.217 DTMF Control Digits Separator	<input type="checkbox"/>
24	Phase2	1.218 Selection of Directory No in Short Messages	<input type="checkbox"/>
25	Phase2	1.219 Last Numbers Dialed	<input checked="" type="checkbox"/>
26	Phase2	1.220 At least one autocalling feature	<input type="checkbox"/>
27	Phase2	1.221 Alphanumeric display	<input type="checkbox"/>
28	Phase2	1.222 Other means of display	<input type="checkbox"/>
29	Phase2	1.223 Speech indicator	<input type="checkbox"/>
30	R96	1.224 Support of the extended Short message cell broadcast channel	<input type="checkbox"/>
31	R96	1.225 Support of Additional Call Set-up MMI Procedures	<input type="checkbox"/>
32		1.226 (Void)	---
33	Ph2(R96)	1.227 Ciphering Indicator	<input type="checkbox"/>
34	R96	1.228 Network's indication of alerting in the MS \$(NI Alert in MS)\$	<input type="checkbox"/>
35	R96	1.229 ME-SIM lock	<input checked="" type="checkbox"/>
36	R96	1.230 Service Dialling Numbers	<input checked="" type="checkbox"/>
37	R99	1.231 Extended timing advance	<input type="checkbox"/>
38	R98	1.232 Support of SoLSA	<input type="checkbox"/>
39	R96	1.233 Audible Indication of Service Tones	<input type="checkbox"/>
40	Phase2	1.234 Autocalling_Cause 27 Implemented in Cat 3	<input type="checkbox"/>
41	R97	1.235 Support of GPRS	<input checked="" type="checkbox"/>
42	R99	1.236 Support of EGPRS	<input type="checkbox"/>
43	R98	1.237 Support of GPRS Encryption	<input checked="" type="checkbox"/>
44	Phase2	1.238 Control of Supplementary Services	<input checked="" type="checkbox"/>
45	Phase2	1.239 Short message	<input checked="" type="checkbox"/>
46	Phase2	1.240 Emergency calls capabilities	<input checked="" type="checkbox"/>
47	R97	1.241 GPRS operation mode class A	<input type="checkbox"/>
48	R97	1.242 GPRS operation mode class B	<input checked="" type="checkbox"/>
49	R97	1.243 GPRS operation mode class C	<input checked="" type="checkbox"/>
50	R99	1.244 MS supporting SMS over GPRS	<input checked="" type="checkbox"/>
51		1.245 (Void)	---
52		1.246 (Void)	---
53	R99	1.247 Support of ECSD	<input type="checkbox"/>
54	R97	1.248 GPRS test mode A	<input checked="" type="checkbox"/>
55	R97	1.249 GPRS test mode B	<input type="checkbox"/>
56		1.250 EGPRS test mode	<input type="checkbox"/>
57	R98	1.251 Support of MS-Assisted E-OTD	<input type="checkbox"/>
58	R97	1.252 Non-zero value of Non_DRX_Timer	<input checked="" type="checkbox"/>
59	R98	1.253 Support of MS-Based GPS	<input type="checkbox"/>
60	R98	1.254 Support of MS-Assisted GPS	<input type="checkbox"/>
61	R98	1.255 Privacy Option Supported	<input type="checkbox"/>
62	R99	1.256 Support of DTM/GPRS	<input type="checkbox"/>
63	R98	1.257 Support of MS Assisted EOTD Performance for GMSK	<input type="checkbox"/>
64	R99	1.258 Support of MS Assisted EOTD Performance for 8PSK	<input type="checkbox"/>
65	R99 only	1.259 Support of EGPRS Packet Access enhancement	<input type="checkbox"/>

Item	Release	Mobile Station Feature		Supported
66		1.260	(Void)	---
67	R99	1.261	Support of MT SMS over GPRS	<input checked="" type="checkbox"/>
68		1.262	(Void)	---
69	R99	1.263	Support of DTM/EGPRS	<input type="checkbox"/>
70	R99	1.264	Support of Extended dynamic allocation	<input type="checkbox"/>
71	Rel-6	1.265	Support of GAN	<input type="checkbox"/>
72	Rel-4	1.266	Support of GERAN FEATURE PACKAGE 1	<input type="checkbox"/>
73	Rel-6	1.267	Support of Encryption A5/3	<input type="checkbox"/>
74	Rel-4	1.268	Support of Fine Time Assistance	<input type="checkbox"/>
75	R97	1.269	Support of Encryption GEA2	<input type="checkbox"/>
76	Rel-6	1.270	Support of Encryption GEA3	<input type="checkbox"/>
77	Up to R98	1.271	Use of R99 Emergency numbers	<input checked="" type="checkbox"/>
78	Rel-5	1.272	Support of GERAN FEATURE PACKAGE 2	<input type="checkbox"/>
79	Rel-6	1.273	Support of GAN to UTRAN CS Handover	<input type="checkbox"/>
80	Rel-6	1.274	Support of UTRAN to GAN CS Handover	<input type="checkbox"/>
81	Rel-6	1.275	Support of Enhanced DTM CS	<input type="checkbox"/>

**Table A.3 (3GPP TS 51.010-2): Teleservices**

Item	Release	Teleservice		Supported
1	Phase2	1.276	Telephony	<input checked="" type="checkbox"/>
2	Phase2	1.277	Emergency Call	<input checked="" type="checkbox"/>
3	Phase2	1.278	Short Message MT/PP	<input checked="" type="checkbox"/>
4	Phase2	1.279	Short Message MO/PP	<input checked="" type="checkbox"/>
5	Phase2	1.280	SMS Cell Broadcast	<input checked="" type="checkbox"/>
6	Phase2	1.281	Teleservice Alternate Speech and G3 fax	<input type="checkbox"/>
7	Phase2	1.282	Teleservice Automatic G3 fax	<input checked="" type="checkbox"/>
8	R96	1.283	Voice Group Call Service (VGCS)	<input type="checkbox"/>
9	R96	1.284	Voice Broadcast Service (VBS)	<input type="checkbox"/>
10	R96	1.285	SMS description	<input checked="" type="checkbox"/>

**Table A.4 (3GPP TS 51.010-2): Bearer Services**

Item	Release	Bearer Service		Supported
1	Phase2	1.286	Data circuit duplex async. 300 bit/s	<input checked="" type="checkbox"/>
2	Phase2	1.287	Data circuit duplex async. 1 200 bit/s	<input checked="" type="checkbox"/>
3	Phase2	1.288	Data circuit duplex async. 1 200/75 bit/s	<input checked="" type="checkbox"/>
4	Phase2	1.289	Data circuit duplex async. 2 400 bit/s	<input checked="" type="checkbox"/>
5	Phase2	1.290	Data circuit duplex async. 4 800 bit/s	<input checked="" type="checkbox"/>
6	Phase2	1.291	Data circuit duplex async. 9 600 bit/s	<input checked="" type="checkbox"/>
7	Phase2	1.292	Data circuit duplex sync. 1 200 bit/s	<input type="checkbox"/>
8	Phase2	1.293	Data circuit duplex sync. 2 400 bit/s	<input type="checkbox"/>
9	Phase2	1.294	Data circuit duplex sync. 4 800 bit/s	<input type="checkbox"/>
10	Phase2	1.295	Data circuit duplex sync. 9 600 bit/s	<input type="checkbox"/>
11	Phase2	1.296	PAD Access 300 bit/s	<input type="checkbox"/>
12	Phase2	1.297	PAD Access 1 200 bit/s	<input type="checkbox"/>
13	Phase2	1.298	PAD Access 1 200/75 bits/s	<input type="checkbox"/>
14	Phase2	1.299	PAD Access 2 400 bit/s	<input type="checkbox"/>
15	Phase2	1.300	PAD Access 4 800 bit/s	<input type="checkbox"/>
16	Phase2	1.301	PAD Access 9 600 bit/s	<input type="checkbox"/>
17	Phase2	1.302	Packet Access 2 400 bit/s	<input type="checkbox"/>
18	Phase2	1.303	Packet Access 4 800 bit/s	<input type="checkbox"/>
19	Phase2	1.304	Packet Access 9 600 bit/s	<input type="checkbox"/>
20	Phase2	1.305	Alternate Speech/Data	<input type="checkbox"/>
21	Phase2	1.306	Speech Followed by Data	<input type="checkbox"/>
22	R97	1.307	GPRS	<input checked="" type="checkbox"/>
23	Rel-6	1.308	Bluetooth data rate	<input type="checkbox"/>
24	Rel-6	1.309	WLAN data rate	<input type="checkbox"/>

**Table A.5 (3GPP TS 51.010-2): Supplementary Services**

Item	Release	Supplementary Service	Supported
1	Phase2	1.310 Calling Line Identification Presentation	<input checked="" type="checkbox"/>
2	Phase2	1.311 Calling Line Identification Restriction	<input checked="" type="checkbox"/>
3	Phase2	1.312 Connected Line Identification Presentation	<input checked="" type="checkbox"/>
4	Phase2	1.313 Connected Line Identification Restriction	<input type="checkbox"/>
5	Phase2	1.314 Call Forwarding Unconditional	<input checked="" type="checkbox"/>
6	Phase2	1.315 Call Forwarding on Mobile Subscriber Busy	<input checked="" type="checkbox"/>
7	Phase2	1.316 Call Forwarding on No Reply	<input checked="" type="checkbox"/>
8	Phase2	1.317 Call Forwarding on Mobile Subscriber Not Reachable	<input checked="" type="checkbox"/>
9	Phase2	1.318 Call Waiting	<input checked="" type="checkbox"/>
10	Phase2	1.319 Call Hold	<input checked="" type="checkbox"/>
11	Phase2	1.320 Multi Party Service	<input checked="" type="checkbox"/>
12	Phase2	1.321 Closed User Group	<input checked="" type="checkbox"/>
13	Phase2	1.322 Advice of Charge (Information)	<input checked="" type="checkbox"/>
14	Phase2	1.323 Advice of Charge (Charging)	<input checked="" type="checkbox"/>
15	Phase2	1.324 Barring of All Outgoing Calls.	<input checked="" type="checkbox"/>
16	Phase2	1.325 Barring of Outgoing International Calls	<input checked="" type="checkbox"/>
17	Phase2	1.326 Barring of Outgoing International Calls except those directed to the Home PLMN Country	<input checked="" type="checkbox"/>
18	Phase2	1.327 Barring of All Incoming Calls	<input checked="" type="checkbox"/>
19	Phase2	1.328 Barring of Incoming Calls when Roaming Outside the Home PLMN Country	<input checked="" type="checkbox"/>
20	Phase2	1.329 Unstructured SS Data	<input checked="" type="checkbox"/>
21	R96	1.330 enhanced Multi-Level Precedence and Pre-emption service (eMLPP)	<input type="checkbox"/>
22	R96	1.331 Call Deflection	<input type="checkbox"/>
23	R96	1.332 User-to-User signalling	<input checked="" type="checkbox"/>
24	R96	1.333 Explicit Call Transfer	<input checked="" type="checkbox"/>
25	R96	1.334 Implicit UUS1	<input type="checkbox"/>
26	R98	1.335 Sending of implicit UUS1 in the ALERTING message	<input type="checkbox"/>
27	R98	1.336 Sending of implicit UUS1 in the CONNECT message	<input type="checkbox"/>
28	R99	1.337 Follow Me	<input type="checkbox"/>
29	Rel-4	1.338 User-to-Dispatcher Information	<input type="checkbox"/>
30	Rel-4	1.339 Compressed User-to-Dispatcher	<input type="checkbox"/>
31	R97	1.340 Completion of Calls to Busy SS	<input type="checkbox"/>
32	R97	1.341 Completion of Calls to Busy Requests	<input type="checkbox"/>
33	R97	1.342 Support of Private Numbering Plan SS	<input type="checkbox"/>
34	R97	1.343 Support of Private Numbering Plan , Numbering Plans	<input type="checkbox"/>
35	R97	1.344 Name Identification SS	<input checked="" type="checkbox"/>
36	Rel-7	1.345 Support of Periodic Location	<input type="checkbox"/>
37	R98	1.346 Support of MO-LR request for a position estimate	<input type="checkbox"/>
38	R98	1.347 Support of MO-LR request for transfer to 3rd party	<input type="checkbox"/>

**Table A.6 (3GPP TS 51.010-2): Groups for possible bearer capabilities**

Item	Release	Bearer Capability Group	Supported
1	Ph2(R96)	1.348 Bearer Service 21(20) .. 26, unrestricted digital information transfer capability	<input checked="" type="checkbox"/>
2	Ph2(R96)	1.349 Bearer Service 21(20) .. 26, 3.1 kHz audio ex-PLMN information transfer capability	<input checked="" type="checkbox"/>
3	Ph2(R96)	1.350 Bearer Service 31(30) .. 34, unrestricted digital information transfer capability; Non-X.32 Cases (BS 31 .. BS 34)	<input type="checkbox"/>
4	Ph2(R96)	1.351 Bearer Service 31(30) .. 34, unrestricted digital information transfer capability; X.32 Cases	<input type="checkbox"/>
5	Ph2(R96)	1.352 Bearer Service 31(30) .. 34, 3.1 kHz audio ex-PLMN information transfer capability; Non-X.32 Cases	<input type="checkbox"/>
6	Ph2(R96)	1.353 Bearer Service 31(30) .. 34, 3.1 kHz audio ex-PLMN information transfer capability; X.32 Cases	<input type="checkbox"/>
7	Ph2(R96)	1.354 Bearer Service 41(40)..46, PAD Access Asynchronous	<input type="checkbox"/>
8	Ph2(R96)	1.355 Bearer Service 51(50)..53, Data Packet Duplex Synchronous	<input type="checkbox"/>
9	Phase2	1.356 Bearer Service 61, Alternate Speech/Data, "Speech"	<input type="checkbox"/>
10	Phase2	1.357 Bearer Service 61, Alternate Speech/Data, .3.1 kHz audio ex-PLMN information transfer capability; Asynchronous	<input type="checkbox"/>
11	Phase2	1.358 Bearer Service 61, Alternate Speech/Data, .3.1 kHz audio ex-PLMN information transfer capability; Synchronous	<input type="checkbox"/>
12	Phase2	1.359 Bearer Service 81, Speech followed by Data, "Speech"	<input type="checkbox"/>
13	Phase2	1.360 Bearer Service 81, Speech followed by Data, .3.1 kHz audio ex-PLMN information transfer capability; Asynchronous	<input type="checkbox"/>
14	Phase2	1.361 Bearer Service 81, Speech followed by Data, .3.1 kHz audio ex-PLMN information transfer capability; Synchronous	<input type="checkbox"/>
15	Phase2	1.362 Teleservice 11..12, Speech	<input checked="" type="checkbox"/>
16	Phase2	1.363 Teleservice 61, Alternate Speech and Facsimile group 3; "Speech"	<input type="checkbox"/>
17	Phase2	1.364 Teleservice 61, Alternate Speech and Facsimile group 3; Facsimile group 3	<input type="checkbox"/>

Item	Release	Bearer Capability Group	Supported
18	Phase2	1.365 Teleservice 62, Automatic Facsimile group 3	<input checked="" type="checkbox"/>

**Table A.7 (3GPP TS 51.010-2): Bearer Service 20..26, UDI/RDI**

Item	Release	Bearer Capability Elements		Values	
				Allowed	Supported
1	Phase2	1.366 1.367	Signalling Access Protocol (SAP)	1.440	<input checked="" type="checkbox"/>
				X.28nond	<input checked="" type="checkbox"/>
2	Phase2	1.368 1.369 1.370 1.371	Connection Element (CE)	NT	<input checked="" type="checkbox"/>
				bothNT	<input checked="" type="checkbox"/>
				T	<input checked="" type="checkbox"/>
				bothT	<input checked="" type="checkbox"/>
				ISO6429	<input checked="" type="checkbox"/>
3	Phase2	1.372 1.373 1.374	User Info Layer 2 Protocol (UIL2P)	ICOPnoFICt	<input checked="" type="checkbox"/>
				NAV	<input checked="" type="checkbox"/>
4	Phase2	1.375 1.376	Number of Data Bits(NDB)	7 bits	<input checked="" type="checkbox"/>
				8 bits	<input checked="" type="checkbox"/>
5	Phase2	1.377 1.378 1.379 1.380 1.381	Parity Information (NPB)	odd	<input checked="" type="checkbox"/>
				even	<input checked="" type="checkbox"/>
				0	<input checked="" type="checkbox"/>
				1	<input checked="" type="checkbox"/>
				none	<input checked="" type="checkbox"/>
6	Phase2	1.382 1.383	Number of Stop Bits (NSB)	1 bit	<input checked="" type="checkbox"/>
				2 bits	<input checked="" type="checkbox"/>
7	Phase2	1.384 1.385 1.386	Radio Channel Requirement (RCR)	dualHR	<input checked="" type="checkbox"/>
				FR	<input checked="" type="checkbox"/>
				dualFR	<input checked="" type="checkbox"/>
8	Phase2	1.387 1.388	Intermediate Rate (IR)	8 kbps	<input checked="" type="checkbox"/>
				16 kbps	<input checked="" type="checkbox"/>
9	Phase2	1.389 1.390 1.391 1.392 1.393 1.394	User Rate (UR)	0.3	<input checked="" type="checkbox"/>
				1.2	<input checked="" type="checkbox"/>
				2.4	<input checked="" type="checkbox"/>
				4.8	<input checked="" type="checkbox"/>
				9.6	<input checked="" type="checkbox"/>
				1.2/0.075	<input checked="" type="checkbox"/>
10	R96	1.395 1.396 1.397 1.398 1.399 1.400 1.401 1.402	Fixed Network User Rate (FNUR)	9.6	<input checked="" type="checkbox"/>
				14.4	<input checked="" type="checkbox"/>
				19.2	<input checked="" type="checkbox"/>
				28.8	<input checked="" type="checkbox"/>
				38.4	<input checked="" type="checkbox"/>
				48.0	<input checked="" type="checkbox"/>
				56.0	<input checked="" type="checkbox"/>
				NAV	<input checked="" type="checkbox"/>
11	R96	1.403 1.404 1.405 1.406 1.407 1.408 1.409 1.410	Wanted Air Interface User Rate (WAIUR)	9.6	<input checked="" type="checkbox"/>
				14.4	<input checked="" type="checkbox"/>
				19.2	<input checked="" type="checkbox"/>
				28.8	<input checked="" type="checkbox"/>
				38.4	<input checked="" type="checkbox"/>
				43.2	<input checked="" type="checkbox"/>
				57.6	<input checked="" type="checkbox"/>
				NAV	<input checked="" type="checkbox"/>
12	R96	1.411 1.412 1.413 1.414 1.415 1.416	User Initiated Modification Indication (UIMI)	not req.	<input checked="" type="checkbox"/>
				upto1	<input checked="" type="checkbox"/>
				upto2	<input checked="" type="checkbox"/>
				upto3	<input checked="" type="checkbox"/>
				upto4	<input checked="" type="checkbox"/>
				NAV	<input checked="" type="checkbox"/>
13	R96	1.417 1.418 1.419 1.420 1.421	Maximum number of Traffic Channels (MaxNumTCH)	1	<input checked="" type="checkbox"/>
				2	<input checked="" type="checkbox"/>
				3	<input checked="" type="checkbox"/>
				4	<input checked="" type="checkbox"/>
				NAV	<input checked="" type="checkbox"/>
10a	---	1.422	all allowed combinations according to 3GPP TS 07.01 B.1.2.1 (3GPP TS 27.001) implemented (if not, provide detailed description)		<input type="checkbox"/>

**Table A.8 (3GPP TS 51.010-2): Bearer Service 20..26, 3.1 kHz**

Item	Release	Bearer Capability Elements		Values	
				Allowed	Supported
1	Phase2	1.423 1.424	Signalling Access Protocol (SAP)	1.440	<input checked="" type="checkbox"/>
				X.28nond	<input checked="" type="checkbox"/>
2	Phase2	1.425 1.426 1.427 1.428	Connection Element (CE)	NT	<input checked="" type="checkbox"/>
				bothNT	<input checked="" type="checkbox"/>
				T	<input checked="" type="checkbox"/>
				bothT	<input checked="" type="checkbox"/>
3	Phase2	1.429 1.430 1.431	User Info Layer 2 Protocol (UIL2P)	ISO6429	<input checked="" type="checkbox"/>
				COPnoFICt	<input checked="" type="checkbox"/>
				NAV	<input checked="" type="checkbox"/>
4	Phase2	1.432 1.433	Number of Data Bits (NDB)	7 bits	<input checked="" type="checkbox"/>
				8 bits	<input checked="" type="checkbox"/>
5	Phase2	1.434 1.435 1.436 1.437 1.438	Parity Information (NPB)	odd	<input checked="" type="checkbox"/>
				even	<input checked="" type="checkbox"/>
				0	<input checked="" type="checkbox"/>
				1	<input checked="" type="checkbox"/>
				none	<input checked="" type="checkbox"/>
6	Phase2	1.439 1.440	Number of Stop Bits (NSB)	1 bit	<input checked="" type="checkbox"/>
				2 bits	<input checked="" type="checkbox"/>
7	Phase2	1.441 1.442 1.443	Radio Channel Requirement (RCR)	dualHR	<input checked="" type="checkbox"/>
				FR	<input checked="" type="checkbox"/>
				dualFR	<input checked="" type="checkbox"/>
8	Phase2	1.444 1.445	Intermediate Rate (IR)	8 kbps	<input checked="" type="checkbox"/>
				16 kbps	<input checked="" type="checkbox"/>
9	Phase2	1.446 1.447 1.448 1.449 1.450 1.451	User Rate (UR)	0.3	<input checked="" type="checkbox"/>
				1.2	<input checked="" type="checkbox"/>
				2.4	<input checked="" type="checkbox"/>
				4.8	<input checked="" type="checkbox"/>
				9.6	<input checked="" type="checkbox"/>
				1.2/0.075	<input checked="" type="checkbox"/>
10	Phase2	1.452 1.453 1.454 1.455 1.456 1.457 1.458	Modem Type (MT)	V.21	<input checked="" type="checkbox"/>
				V.22	<input checked="" type="checkbox"/>
				V.22bis	<input checked="" type="checkbox"/>
				V.26ter	<input checked="" type="checkbox"/>
				V.32	<input checked="" type="checkbox"/>
				V.23	<input checked="" type="checkbox"/>
				auto1	<input checked="" type="checkbox"/>
11	R96	1.459 1.460 1.461 1.462 1.463	Fixed Network User Rate (FNUR)	9.6	<input checked="" type="checkbox"/>
				14.4	<input checked="" type="checkbox"/>
				19.2	<input checked="" type="checkbox"/>
				28.8	<input checked="" type="checkbox"/>
				NAV	<input checked="" type="checkbox"/>
12	R96	1.464 1.465 1.466 1.467 1.468 1.469	Wanted Air Interface User Rate (WAIUR)	9.6	<input checked="" type="checkbox"/>
				14.4	<input checked="" type="checkbox"/>
				19.2	<input checked="" type="checkbox"/>
				28.8	<input checked="" type="checkbox"/>
				38.4	<input checked="" type="checkbox"/>
				43.2	<input checked="" type="checkbox"/>
13	R96	1.470 1.471 1.472 1.473	Acceptable channel codings (ACC)	4.8	<input checked="" type="checkbox"/>
				9.6	<input checked="" type="checkbox"/>
				14.4	<input checked="" type="checkbox"/>
				NAV	<input checked="" type="checkbox"/>
14	R96	1.474 1.475 1.476 1.477 1.478 1.479	User Initiated Modification Indication (UIMI)	not req.	<input checked="" type="checkbox"/>
				upto1	<input checked="" type="checkbox"/>
				upto2	<input checked="" type="checkbox"/>
				upto3	<input checked="" type="checkbox"/>
				upto4	<input checked="" type="checkbox"/>
				NAV	<input checked="" type="checkbox"/>
15	R96	1.480 1.481 1.482 1.483 1.484	Maximum number of Traffic Channels (MaxNumTCH)	1	<input checked="" type="checkbox"/>
				2	<input checked="" type="checkbox"/>
				3	<input checked="" type="checkbox"/>
				4	<input checked="" type="checkbox"/>
				NAV	<input checked="" type="checkbox"/>
11a	---	1.485	all allowed combinations according to 3GPP TS 07.01 B.1.2.2 (3GPP TS 27.001) implemented (if not, provide detailed description)		<input type="checkbox"/>

**Table A.9 (3GPP TS 51.010-2): Bearer Service 30..34, UDI, Non-X.32**

Item	Release	Bearer Capability Elements		Values		
				Allowed	Supported	
1	Phase2	1.486	Signalling Access Protocol (SAP)	1.440	<input type="checkbox"/>	
				1.487	X.21	<input type="checkbox"/>
2	Phase2	1.488	Radio Channel Requirement (RCR)	dualHR	<input type="checkbox"/>	
				1.489	FR	<input type="checkbox"/>
				1.490	dualFR	<input type="checkbox"/>
				1.491	8 kbps	<input type="checkbox"/>
3	Phase2	1.492	Intermediate Rate (IR)	16 kbps	<input type="checkbox"/>	
				1.493	1.2	<input type="checkbox"/>
4	Phase2	1.494	User Rate (UR)	2.4	<input type="checkbox"/>	
				1.495	4.8	<input type="checkbox"/>
				1.496	9.6	<input type="checkbox"/>
				1.497	9.6	<input type="checkbox"/>
5	R96	1.498	Fixed Network User Rate (FNUR)	14.4	<input type="checkbox"/>	
				1.499	19.2	<input type="checkbox"/>
				1.500	28.8	<input type="checkbox"/>
				1.501	38.4	<input type="checkbox"/>
				1.502	48	<input type="checkbox"/>
				1.503	56	<input type="checkbox"/>
				1.504	NAV	<input type="checkbox"/>
				1.505	4.8	<input type="checkbox"/>
6	R96	1.506	Acceptable channel codings (ACC)	9.6	<input type="checkbox"/>	
				1.507	14.4	<input type="checkbox"/>
				1.508	NAV	<input type="checkbox"/>
				1.509	1	<input type="checkbox"/>
7	R96	1.510	Maximum number of Traffic Channels (MaxNumTCH)	2	<input type="checkbox"/>	
				1.511	3	<input type="checkbox"/>
				1.512	4	<input type="checkbox"/>
				1.513	NAV	<input type="checkbox"/>
				1.514	all allowed combinations according 3GPP TS 07.01 A2 1.3.1.1 (3GPP TS 27.001) implemented (if not, provide detailed description)	<input type="checkbox"/>

**Table A.10 (3GPP TS 51.010-2): Bearer Service 30..34, UDI, X.32**

Item	Release	Bearer Capability Elements		Values		
				Allowed	Supported	
1	Phase2	1.515	Radio Channel Requirement (RCR)	dualHR	<input type="checkbox"/>	
				1.516	FR	<input type="checkbox"/>
				1.517	dualFR	<input type="checkbox"/>
2	Phase2	1.518	Intermediate Rate (IR)	8 kbps	<input type="checkbox"/>	
				1.519	16 kbps	<input type="checkbox"/>
3	Phase2	1.520	User Rate (UR)	2.4	<input type="checkbox"/>	
				1.521	4.8	<input type="checkbox"/>
				1.522	9.6	<input type="checkbox"/>
4	Ph2(R96)	1.523	User Info Layer 2 Protocol (UIL2P)	X.25	<input type="checkbox"/>	
				1.524	(X.75)	<input type="checkbox"/>
5	Ph2(R96)	1.525	Rate Adaptation (RA)	X.31Flag	<input type="checkbox"/>	
				1.526	(V.120)	<input type="checkbox"/>
6	R96	1.527	Fixed Network User Rate (FNUR)	9.6	<input type="checkbox"/>	
				1.528	14.4	<input type="checkbox"/>
				1.529	19.2	<input type="checkbox"/>
				1.530	28.8	<input type="checkbox"/>
				1.531	38.4	<input type="checkbox"/>
				1.532	48	<input type="checkbox"/>
				1.533	56	<input type="checkbox"/>
				1.534	NAV	<input type="checkbox"/>
7	R96	1.535	Wanted Air Interface User Rate (WAIUR)	9.6	<input type="checkbox"/>	
				1.536	14.4	<input type="checkbox"/>
				1.537	19.2	<input type="checkbox"/>
				1.538	28.8	<input type="checkbox"/>
				1.539	38.4	<input type="checkbox"/>
				1.540	43.2	<input type="checkbox"/>
				1.541	57	<input type="checkbox"/>
				1.542	NAV	<input type="checkbox"/>

Item	Release	Bearer Capability Elements	Values	
			Allowed	Supported
8	R96	1.543 User Initiated Modification Indication (UIMI) 1.544 1.545 1.546 1.547 1.548	not req	<input type="checkbox"/>
			upto1	<input type="checkbox"/>
			upto2	<input type="checkbox"/>
			upto3	<input type="checkbox"/>
			upto4	<input type="checkbox"/>
			NAV	<input type="checkbox"/>
9	R96	1.549 Acceptable channel codings (ACC) 1.550 1.551 1.552	4.8	<input type="checkbox"/>
			9.6	<input type="checkbox"/>
			14.4	<input type="checkbox"/>
			NAV	<input type="checkbox"/>
10	R96	1.553 Maximum number of Traffic Channels (MaxNumTCH) 1.554 1.555 1.556 1.557	1	<input type="checkbox"/>
			2	<input type="checkbox"/>
			3	<input type="checkbox"/>
			4	<input type="checkbox"/>
			NAV	<input type="checkbox"/>
4a	---	1.558 all allowed combinations according to 3GPP TS 07.01 B.1.3.1.2 (3GPP TS 27.001) implemented (if not, provide detailed description)	<input type="checkbox"/>	

**Table A.10a (3GPP TS 51.010-2): Bearer Service 30..34, UDI, 48 kbps and 56 kbps bit transparent**

Item	Release	Bearer Capability Elements	Values	
			Allowed	Supported
1	Phase2	1.559 Signalling Access Protocol (SAP) 1.560	1.440	<input type="checkbox"/>
			X.21	<input type="checkbox"/>
2	R96	1.561 Fixed Network User Rate (FNUR) 1.562	48	<input type="checkbox"/>
			56	<input type="checkbox"/>
3	---	1.563 all allowed combinations according to 3GPP TS 07.01 B.1.3.1.4 (3GPP TS 27.001) implemented (if not, provide detailed description)	<input type="checkbox"/>	

**Table A.10b (3GPP TS 51.010-2): Bearer Service 30..34, UDI, 64 kbps bit transparent**

Item	Release	Bearer Capability Elements	Values	
			Allowed	Supported
1	Phase2	1.564 Signalling Access Protocol (SAP) 1.565	1.440	<input type="checkbox"/>
			X.21	<input type="checkbox"/>
2	R96	1.566 Acceptable channel codings (ACC) 1.567	9.6	<input type="checkbox"/>
			14.4	<input type="checkbox"/>
3	R96	1.568 Maximum number of Traffic Channels (MaxNumTCH) 1.569	5	<input type="checkbox"/>
			6	<input type="checkbox"/>
4	---	1.570 all allowed combinations according to 3GPP TS 07.01 B.1.3.1.5 (3GPP TS 27.001) implemented (if not, provide detailed description)	<input type="checkbox"/>	

**Table A.11 (3GPP TS 51.010-2): Bearer Service 30..34, 3.1 kHz, Non-X.32**

Item	Release	Bearer Capability Elements	Values	
			Allowed	Supported
1	Phase2	1.571 Radio Channel Requirement (RCR) 1.572 1.573	dualHR	<input type="checkbox"/>
			FR	<input type="checkbox"/>
			dualFR	<input type="checkbox"/>
2	Phase2	1.574 Intermediate Rate (IR) 1.575	8 kbps	<input type="checkbox"/>
			16 kbps	<input type="checkbox"/>
3	Phase2	1.576 User Rate (UR) 1.577 1.578 1.579	1.2	<input type="checkbox"/>
			2.4	<input type="checkbox"/>
			4.8	<input type="checkbox"/>
			9.6	<input type="checkbox"/>
			V.22	<input type="checkbox"/>
4	Phase2	1.580 Modem Type (MT) 1.581 1.582 1.583	V.22bis	<input type="checkbox"/>
			V.26ter	<input type="checkbox"/>
			V.32	<input type="checkbox"/>
			V.32	<input type="checkbox"/>
5	R96	1.584 Other Modem Type (OMT) 1.585 1.586	no other MT	<input type="checkbox"/>
			V.34	<input type="checkbox"/>
			NAV	<input type="checkbox"/>
6	R96	1.587 Fixed Network User Rate (FNUR) 1.588 1.589 1.590	9.6	<input type="checkbox"/>
			14.4	<input type="checkbox"/>
			19.2	<input type="checkbox"/>
			28.8	<input type="checkbox"/>



Item	Release	Bearer Capability Elements	Values	
			Allowed	Supported
		1.591	NAV	<input type="checkbox"/>

Partial GSM Test Report No. 504/07T18

Annex C: PICS/PIXIT Information

Date of Report: 2007-11-23

Item	Release	Bearer Capability Elements		Values	
				Allowed	Supported
7	R96	1.592 Acceptable channel codings (ACC) 1.593 1.594 1.595		4.8	<input type="checkbox"/>
				9.6	<input type="checkbox"/>
				14.4	<input type="checkbox"/>
				NAV	<input type="checkbox"/>
8	R96	1.596 Maximum number of Traffic Channels (MaxNumTCH) 1.597 1.598 1.599 1.600		1	<input type="checkbox"/>
				2	<input type="checkbox"/>
				3	<input type="checkbox"/>
				4	<input type="checkbox"/>
				NAV	<input type="checkbox"/>
5a	---	1.601 all allowed combinations according to 3GPP TS 07.01 B.1.3.2.1 (3GPP TS 27.001) implemented (if not, provide detailed description)		<input type="checkbox"/>	

**Table A.12 (3GPP TS 51.010-2): Bearer Service 30..34, 3.1kHz, X.32**

Item	Release	Bearer Capability Elements		Values	
				Allowed	Supported
1	Phase2	1.602 Connection Element (CE) 1.603 1.604 1.605		NT	<input type="checkbox"/>
				bothNT	<input type="checkbox"/>
				T	<input type="checkbox"/>
				bothT	<input type="checkbox"/>
2	Phase2	1.606 Radio Channel Requirement (RCR) 1.607 1.608		dualHR	<input type="checkbox"/>
				FR	<input type="checkbox"/>
				dualFR	<input type="checkbox"/>
3	Phase2	1.609 Intermediate Rate (IR) 1.610		8 kbps	<input type="checkbox"/>
				16 kbps	<input type="checkbox"/>
4	Phase2	1.611 User Rate (UR) 1.612 1.613		2.4	<input type="checkbox"/>
				4.8	<input type="checkbox"/>
				9.6	<input type="checkbox"/>
5	Phase2	1.614 Modem Type (MT) 1.615 1.616		V.22bis	<input type="checkbox"/>
				V.26ter	<input type="checkbox"/>
				V.32	<input type="checkbox"/>
6	R96	1.617 Other Modem Type (OMT) 1.618 1.619		no other MT	<input type="checkbox"/>
				V.34	<input type="checkbox"/>
				NAV	<input type="checkbox"/>
7	R96	1.620 Fixed Network User Rate (FNUR) 1.621 1.622 1.623 1.624		9.6	<input type="checkbox"/>
				14.4	<input type="checkbox"/>
				19.2	<input type="checkbox"/>
				28.8	<input type="checkbox"/>
				NAV	<input type="checkbox"/>
8	R96	1.625 Wanted Air Interface User Rate (WAIUR) 1.626 1.627 1.628 1.629		9.6	<input type="checkbox"/>
				14.4	<input type="checkbox"/>
				19.2	<input type="checkbox"/>
				28.8	<input type="checkbox"/>
				NAV	<input type="checkbox"/>
9	R96	1.630 Acceptable channel codings (ACC) 1.631 1.632 1.633		4.8	<input type="checkbox"/>
				9.6	<input type="checkbox"/>
				14.4	<input type="checkbox"/>
				NAV	<input type="checkbox"/>
10	R96	1.634 User Initiated Modification Indication (UIMI) 1.635 1.636 1.637 1.638 1.639		not req.	<input type="checkbox"/>
				upto1	<input type="checkbox"/>
				upto2	<input type="checkbox"/>
				upto3	<input type="checkbox"/>
				upto4	<input type="checkbox"/>
				NAV	<input type="checkbox"/>
11	R96	1.640 Maximum number of Traffic Channels (MaxNumTCH) 1.641 1.642 1.643 1.644		1	<input type="checkbox"/>
				2	<input type="checkbox"/>
				3	<input type="checkbox"/>
				4	<input type="checkbox"/>
				NAV	<input type="checkbox"/>
6a	---	1.645 all allowed combinations according to 3GPP TS 07.01 B.1.3.2.2 (3GPP TS 27.001) implemented (if not, provide detailed description)		<input type="checkbox"/>	

**Table A.13 (3GPP TS 51.010-2): Bearer Service 40.46, PAD Access**

Item	Release	Bearer Capability Elements		Values	
				Allowed	Supported
1	Phase2	1.646 Connection Element (CE) 1.647 1.648 1.649		NT	<input type="checkbox"/>
				bothNT	<input type="checkbox"/>
				T	<input type="checkbox"/>
				bothT	<input type="checkbox"/>
2	Phase2	1.650 User Info Layer 2 Protocol (UIL2P) 1.651 1.652		ISO6429	<input type="checkbox"/>
				COPnoFICt	<input type="checkbox"/>
				NAV	<input type="checkbox"/>
3	Phase2	1.653 Number of Data Bits(NDB) 1.654		7 bits	<input type="checkbox"/>
				8 bits	<input type="checkbox"/>
4	Phase2	1.655 Parity Information (NPB) 1.656 1.657 1.658 1.659		odd	<input type="checkbox"/>
				even	<input type="checkbox"/>
				0	<input type="checkbox"/>
				1	<input type="checkbox"/>
				none	<input type="checkbox"/>
5	Phase2	1.660 Number of Stop Bits (NSB) 1.661		1 bit	<input type="checkbox"/>
				2 bits	<input type="checkbox"/>
6	Phase2	1.662 Radio Channel Requirement (RCR) 1.663 1.664		dualHR	<input type="checkbox"/>
				FR	<input type="checkbox"/>
				dualFR	<input type="checkbox"/>
7	Phase2	1.665 Intermediate Rate (IR) 1.666		8 kbps	<input type="checkbox"/>
				16 kbps	<input type="checkbox"/>
8	Phase2	1.667 User Rate (UR) 1.668 1.669 1.670 1.671 1.672		0.3	<input type="checkbox"/>
				1.2	<input type="checkbox"/>
				2.4	<input type="checkbox"/>
				4.8	<input type="checkbox"/>
				9.6	<input type="checkbox"/>
				1.2/0.075	<input type="checkbox"/>
9	R96	1.673 Fixed Network User Rate (FNUR) 1.674 1.675 1.676 1.677 1.678 1.679 1.680		9.6	<input type="checkbox"/>
				14.4	<input type="checkbox"/>
				19.2	<input type="checkbox"/>
				28.8	<input type="checkbox"/>
				38.4	<input type="checkbox"/>
				48	<input type="checkbox"/>
				56	<input type="checkbox"/>
				NAV	<input type="checkbox"/>
10	R96	1.681 Wanted Air Interface User Rate (WAIUR) 1.682 1.683 1.684 1.685 1.686 1.687 1.688		9.6	<input type="checkbox"/>
				14.4	<input type="checkbox"/>
				19.2	<input type="checkbox"/>
				28.8	<input type="checkbox"/>
				38.4	<input type="checkbox"/>
				43.2	<input type="checkbox"/>
				57.6	<input type="checkbox"/>
				NAV	<input type="checkbox"/>
11	R96	1.689 Acceptable channel codings (ACC) 1.690 1.691 1.692		4.8	<input type="checkbox"/>
				9.6	<input type="checkbox"/>
				14.4	<input type="checkbox"/>
				NAV	<input type="checkbox"/>
12	R96	1.693 User Initiated Modification Indication (UIMI) 1.694 1.695 1.696 1.697 1.698		not req.	<input type="checkbox"/>
				upto1	<input type="checkbox"/>
				upto2	<input type="checkbox"/>
				upto3	<input type="checkbox"/>
				upto4	<input type="checkbox"/>
				NAV	<input type="checkbox"/>
13	R96	1.699 Maximum number of Traffic Channels (MaxNumTCH) 1.700 1.701 1.702 1.703		1	<input type="checkbox"/>
				2	<input type="checkbox"/>
				3	<input type="checkbox"/>
				4	<input type="checkbox"/>
				NAV	<input type="checkbox"/>
9a	---	1.704 all allowed combinations according to 3GPP TS 07.01 B.1.4 (3GPP TS 27.001) implemented (if not, provide detailed description)		<input type="checkbox"/>	

**Table A.14 (3GPP TS 51.010-2): Bearer Service 50..53, Data Packet Duplex Synchronous**

Item	Release	Bearer Capability Elements	Values	
			Allowed	Supported
1	Phase2	1.705 Radio Channel Requirement (RCR) 1.706 1.707	dualHR	<input type="checkbox"/>
			FR	<input type="checkbox"/>
			dualFR	<input type="checkbox"/>
2	Phase2	1.708 Intermediate Rate (IR) 1.709	8 kbps	<input type="checkbox"/>
			16 kbps	<input type="checkbox"/>
3	Phase2	1.710 User Rate (UR) 1.711 1.712 1.713 1.714 1.715	0.3	<input type="checkbox"/>
			1.2	<input type="checkbox"/>
			2.4	<input type="checkbox"/>
			4.8	<input type="checkbox"/>
			9.6	<input type="checkbox"/>
			1.2/0.075	<input type="checkbox"/>
4	R96	1.716 Fixed Network User Rate (FNUR) 1.717 1.718 1.719 1.720 1.721 1.722 1.723	9.6	<input type="checkbox"/>
			14.4	<input type="checkbox"/>
			19.2	<input type="checkbox"/>
			28.8	<input type="checkbox"/>
			38.4	<input type="checkbox"/>
			48	<input type="checkbox"/>
			56	<input type="checkbox"/>
			NAV	<input type="checkbox"/>
5	R96	1.724 Wanted Air Interface User Rate (WAIUR) 1.725 1.726 1.727 1.728 1.729 1.730 1.731	9.6	<input type="checkbox"/>
			14.4	<input type="checkbox"/>
			19.2	<input type="checkbox"/>
			28.8	<input type="checkbox"/>
			38.4	<input type="checkbox"/>
			43.2	<input type="checkbox"/>
			57.6	<input type="checkbox"/>
			NAV	<input type="checkbox"/>
6	R96	1.732 Acceptable channel codings (ACC) 1.733 1.734 1.735	4.8	<input type="checkbox"/>
			9.6	<input type="checkbox"/>
			14.4	<input type="checkbox"/>
			NAV	<input type="checkbox"/>
7	R96	1.736 User Initiated Modification Indication (UIMI) 1.737 1.738 1.739 1.740 1.741	not req.	<input type="checkbox"/>
			upto1	<input type="checkbox"/>
			upto2	<input type="checkbox"/>
			upto3	<input type="checkbox"/>
			upto4	<input type="checkbox"/>
			NAV	<input type="checkbox"/>
8	R96	1.742 Maximum number of Traffic Channels (MaxNumTCH) 1.743 1.744 1.745 1.746	1	<input type="checkbox"/>
			2	<input type="checkbox"/>
			3	<input type="checkbox"/>
			4	<input type="checkbox"/>
			NAV	<input type="checkbox"/>
4a	---	1.747 all allowed combinations according to 3GPP TS 07.01 B.1.5 (3GPP TS 27.001) implemented (if not, provide detailed description)	<input type="checkbox"/>	

**Table A.15 (3GPP TS 51.010-2): Bearer Service 61, Alternate Speech/Data, "Speech"**

Item	Release	Bearer Capability Elements	Values	
			Allowed	Supported
1	Phase2	1.748 Radio Channel Requirement (RCR) 1.749 1.750	dualHR	<input type="checkbox"/>
			FR	<input type="checkbox"/>
			dualFR	<input type="checkbox"/>

**Table A.16 (3GPP TS 51.010-2): Bearer Service 61, Alternate Speech/Data, 3.1kHz, Async**

Item	Release	Bearer Capability Elements	Values	
			Allowed	Supported
1	Phase2	1.751 Connection Element (CE) 1.752 1.753 1.754	NT	<input type="checkbox"/>
			bothNT	<input type="checkbox"/>
			T	<input type="checkbox"/>
			bothT	<input type="checkbox"/>
2	Phase2	1.755 User Info Layer 2 Protocol (UIL2P) 1.756 1.757	ISO6429	<input type="checkbox"/>
			COPnoFICt	<input type="checkbox"/>
			NAV	<input type="checkbox"/>
3	Phase2	1.758 Number of Data Bits (NDB) 1.759	7 bits	<input type="checkbox"/>
			8 bits	<input type="checkbox"/>
4	Phase2	1.760 Parity Information (NPB) 1.761 1.762 1.763 1.764	odd	<input type="checkbox"/>
			even	<input type="checkbox"/>
			0	<input type="checkbox"/>
			1	<input type="checkbox"/>
			none	<input type="checkbox"/>
5	Phase2	1.765 Number of Stop Bits (NSB) 1.766	1 bit	<input type="checkbox"/>
			2 bits	<input type="checkbox"/>
6	Phase2	1.767 Radio Channel Requirement (RCR) 1.768 1.769	dualHR	<input type="checkbox"/>
			FR	<input type="checkbox"/>
			dualFR	<input type="checkbox"/>
7	Phase2	1.770 Intermediate Rate (IR) 1.771	8 kbps	<input type="checkbox"/>
			16 kbps	<input type="checkbox"/>
8	Phase2	1.772 User Rate (UR) 1.773 1.774 1.775 1.776 1.777	0.3	<input type="checkbox"/>
			1.2	<input type="checkbox"/>
			2.4	<input type="checkbox"/>
			4.8	<input type="checkbox"/>
			9.6	<input type="checkbox"/>
			1.2/0.075	<input type="checkbox"/>
9	R96	1.778 Modem Type (MT) 1.779 1.780 1.781 1.782 1.783 1.784	V.21	<input type="checkbox"/>
			V.22	<input type="checkbox"/>
			V.22bis	<input type="checkbox"/>
			V.26ter	<input type="checkbox"/>
			V.32	<input type="checkbox"/>
			V.23	<input type="checkbox"/>
10	---	1.785 all allowed combinations according to 3GPP TS 07.01 B.1.6.2.1 (3GPP TS 27.001) implemented (if not, provide detailed description)	<input type="checkbox"/>	

**Table A.17 (3GPP TS 51.010-2): Bearer Service 61, Alternate Speech/Data, 3.1kHz, Sync**

Item	Release	Bearer Capability Elements	Values	
			Allowed	Supported
1	Phase2	1.786 Radio Channel Requirement (RCR) 1.787 1.788	dualHR	<input type="checkbox"/>
			FR	<input type="checkbox"/>
			dualFR	<input type="checkbox"/>
2	Phase2	1.789 Intermediate Rate (IR) 1.790	8 kbps	<input type="checkbox"/>
			16 kbps	<input type="checkbox"/>
3	Phase2	1.791 User Rate (UR) 1.792 1.793 1.794	1.2	<input type="checkbox"/>
			2.4	<input type="checkbox"/>
			4.8	<input type="checkbox"/>
			9.6	<input type="checkbox"/>
4	R96	1.795 Modem Type (MT) 1.796 1.797 1.798	V.22	<input type="checkbox"/>
			V.22bis	<input type="checkbox"/>
			V.26ter	<input type="checkbox"/>
			V.32	<input type="checkbox"/>
5	---	1.799 all allowed combinations according to 3GPP TS 07.01 B.1.6.2.2 (3GPP TS 27.001) implemented (if not, provide detailed description)	<input type="checkbox"/>	

**Table A.18 (3GPP TS 51.010-2): Bearer Service 81, Speech followed by Data, "Speech"**

Item	Release	Bearer Capability Elements	Values	
			Allowed	Supported
1	Phase2	1.800 Radio Channel Requirement (RCR) 1.801 1.802	dualHR	<input type="checkbox"/>
			FR	<input type="checkbox"/>
			dualFR	<input type="checkbox"/>

**Table A.19 (3GPP TS 51.010-2): Bearer Service 81, Speech followed by Data, 3.1kHz, Async**

Item	Release	Bearer Capability Elements	Values	
			Allowed	Supported
1	Phase2	1.803 Connection Element (CE) 1.804 1.805 1.806	NT	<input type="checkbox"/>
			bothNT	<input type="checkbox"/>
			T	<input type="checkbox"/>
			bothT	<input type="checkbox"/>
			ISO6429	<input type="checkbox"/>
2	Phase2	1.807 User Info Layer 2 Protocol (UIL2P) 1.808 1.809	COPnoFICt	<input type="checkbox"/>
			NAV	<input type="checkbox"/>
			7 bits	<input type="checkbox"/>
3	Phase2	1.810 Number of Data Bits(NDB) 1.811	8 bits	<input type="checkbox"/>
			odd	<input type="checkbox"/>
4	Phase2	1.812 Parity Information (NPB) 1.813 1.814 1.815 1.816	even	<input type="checkbox"/>
			0	<input type="checkbox"/>
			1	<input type="checkbox"/>
			none	<input type="checkbox"/>
			1 bit	<input type="checkbox"/>
			2 bits	<input type="checkbox"/>
6	Phase2	1.819 Radio Channel Requirement (RCR) 1.820 1.821	dualHR	<input type="checkbox"/>
			FR	<input type="checkbox"/>
			dualFR	<input type="checkbox"/>
7	Phase2	1.822 Intermediate Rate (IR) 1.823	8 kbps	<input type="checkbox"/>
			16 kbps	<input type="checkbox"/>
8	Phase2	1.824 User Rate (UR) 1.825 1.826 1.827 1.828 1.829	0.3	<input type="checkbox"/>
			1.2	<input type="checkbox"/>
			2.4	<input type="checkbox"/>
			4.8	<input type="checkbox"/>
			9.6	<input type="checkbox"/>
			1.2/0.075	<input type="checkbox"/>
			9	R96
V.22	<input type="checkbox"/>			
V.22bis	<input type="checkbox"/>			
V.26ter	<input type="checkbox"/>			
V.32	<input type="checkbox"/>			
V.23	<input type="checkbox"/>			
auto1	<input type="checkbox"/>			
10	---	1.837 all allowed combinations according to 3GPP TS 07.01 B.1.7.2.1 (3GPP TS 27.001) implemented (if not, provide detailed description)	<input type="checkbox"/>	

**Table A.20 (3GPP TS 51.010-2): Bearer Service 81, Speech followed by Data, 3.1kHz, Sync**

Item	Release	Bearer Capability Elements	Values	
			Allowed	Supported
1	Phase2	1.838 Radio Channel Requirement (RCR) 1.839 1.840	dualHR	<input type="checkbox"/>
			FR	<input type="checkbox"/>
			dualFR	<input type="checkbox"/>
2	Phase2	1.841 Intermediate Rate (IR) 1.842	8 kbps	<input type="checkbox"/>
			16 kbps	<input type="checkbox"/>
3	Phase2	1.843 User Rate (UR) 1.844 1.845 1.846	1.2	<input type="checkbox"/>
			2.4	<input type="checkbox"/>
			4.8	<input type="checkbox"/>
			9.6	<input type="checkbox"/>
4	R96	1.847 Modem Type (MT) 1.848 1.849 1.850	V.22	<input type="checkbox"/>
			V.22bis	<input type="checkbox"/>
			V.26ter	<input type="checkbox"/>
			V.32	<input type="checkbox"/>
5	---	1.851 all allowed combinations according 3GPP TS 07.01 B.1.7.2.2 (3GPP TS 27.001) implemented (if not, provide detailed description)	<input type="checkbox"/>	

**Table A.21 (3GPP TS 51.010-2): Teleservice 11..12, Speech**

Item	Release	Bearer Capability Elements	Values	
			Allowed	Supported
1	Phase2	1.852 Radio Channel Requirement (RCR) 1.853 1.854	dualHR	<input checked="" type="checkbox"/>
			FR	<input checked="" type="checkbox"/>
			dualFR	<input checked="" type="checkbox"/>

**Table A.22 (3GPP TS 51.010-2): Alternate Speech and Facsimile group 3, Speech**

Item	Release	Bearer Capability Elements	Values	
			Allowed	Supported
1	Phase2	1.855 Radio Channel Requirement (RCR) 1.856 1.857	dualHR	<input type="checkbox"/>
			FR	<input type="checkbox"/>
			dualFR	<input type="checkbox"/>

**Table A.23 (3GPP TS 51.010-2): Alternate Speech and Facsimile group 3, Facsimile group 3**

Item	Release	Bearer Capability Elements	Values	
			Allowed	Supported
1	Phase2	1.858 Connection Element (CE) 1.859 1.860 1.861	NT	<input type="checkbox"/>
			bothNT	<input type="checkbox"/>
			T	<input type="checkbox"/>
			bothT	<input type="checkbox"/>
			NAV	<input type="checkbox"/>
2	Phase2	1.862 User Info Layer 2 Protocol (UIL2P) 1.863	X.25	<input type="checkbox"/>
			NAV	<input type="checkbox"/>
3	Phase2	1.864 Intermediate Rate (IR) 1.865	8 kbps	<input type="checkbox"/>
			16 kbps	<input type="checkbox"/>
4	Phase2	1.866 User Rate (UR) 1.867 1.868	2.4	<input type="checkbox"/>
			4.8	<input type="checkbox"/>
			9.6	<input type="checkbox"/>
5	---	1.869 all allowed combinations according 3GPP TS 07.01 B.1.10.2 (3GPP TS 27.001) implemented (if not, provide detailed description)	<input type="checkbox"/>	

**Table A.24 (3GPP TS 51.010-2): Teleservice 62, Automatic G3 fax**

Item	Release	Bearer Capability Elements	Values	
			Allowed	Supported
1	Phase2	1.870 Connection Element (CE) 1.871 1.872 1.873	NT	<input type="checkbox"/>
			bothNT	<input type="checkbox"/>
			T	<input checked="" type="checkbox"/>
			bothT	<input checked="" type="checkbox"/>
			NAV	<input checked="" type="checkbox"/>
2	Phase2	1.874 User Info Layer 2 Protocol (UIL2P) 1.875	X.25	<input type="checkbox"/>
			NAV	<input checked="" type="checkbox"/>
3	Phase2	1.876 Intermediate Rate (IR) 1.877	8 kbps	<input checked="" type="checkbox"/>
			16 kbps	<input checked="" type="checkbox"/>
4	Phase2	1.878 User Rate (UR) 1.879 1.880	2.4	<input checked="" type="checkbox"/>
			4.8	<input checked="" type="checkbox"/>
			9.6	<input checked="" type="checkbox"/>
5	---	1.881 all allowed combinations according to 3GPP TS 07.01 B.1.11 (3GPP TS 27.001, annex B) implemented (if not, provide detailed description)	<input checked="" type="checkbox"/>	

**Table A.25 (3GPP TS 51.010-2): Additional Information**

Item	Release	Additional Information		Supported
1	Phase2	1.882	at least one half rate service	<input checked="" type="checkbox"/>
2	Phase2	1.883	Speech supported for Full rate version 1 (GSM FR)	<input checked="" type="checkbox"/>
3	Phase2	1.884	Speech supported for Half rate version 1 (GSM HR)	<input type="checkbox"/>
4	Phase2	1.885	at least one data service	<input checked="" type="checkbox"/>
5	Phase2	1.886	at least one full rate data service	<input checked="" type="checkbox"/>
6	Phase2	1.887	at least one half rate data service	<input type="checkbox"/>
7	Phase2	1.888	at least one non transparent data service	<input checked="" type="checkbox"/>
8	Phase2	1.889	at least one transparent data service	<input checked="" type="checkbox"/>
9	Phase2	1.890	only transparent data service	<input type="checkbox"/>
10	Phase2	1.891	at least one asynchronous data service	<input checked="" type="checkbox"/>
11	Phase2	1.892	at least one asynchronous non transparent data service	<input checked="" type="checkbox"/>
12	Phase2	1.893	2.4 k full rate data mode	<input checked="" type="checkbox"/>
13	Phase2	1.894	2.4 k half rate data mode	<input type="checkbox"/>
14	Phase2	1.895	4.8 k full rate data mode	<input checked="" type="checkbox"/>
15	Phase2	1.896	4.8 k half rate data mode	<input type="checkbox"/>
16	Phase2	1.897	9.6 k full rate data mode	<input checked="" type="checkbox"/>
17	Phase2	1.898	non transparent service with full rate channel at a user rate of 4.8 kbit/s	<input checked="" type="checkbox"/>
18	Phase2	1.899	at least one bearer capability	<input checked="" type="checkbox"/>
19	Phase2	1.900	at least one MT circuit switched basic service	<input checked="" type="checkbox"/>
20	Phase2	1.901	at least one MO circuit switched basic service	<input checked="" type="checkbox"/>
21	Phase2	1.902	only SDCCCH	<input type="checkbox"/>
22	Phase2	1.903	at least one service on traffic channel supported	<input checked="" type="checkbox"/>
23	Phase2	1.904	dual rate radio channel types (no relation to supported speech codecs)	<input checked="" type="checkbox"/>
24	Phase2	1.905	only full rate radio channel type (no relation to supported speech codecs)	<input checked="" type="checkbox"/>
25	Phase2	1.906	at least one teleservice	<input checked="" type="checkbox"/>
26	Phase2	1.907	CC protocol for at least one BC	<input checked="" type="checkbox"/>
27	Phase2	1.908	only circuit switched basic service supported by the mobile is emergency call	<input type="checkbox"/>
28	Phase2	1.909	Fax Error Correction Mode	<input type="checkbox"/>
29	Phase2	1.910	at least one supplementary service	<input checked="" type="checkbox"/>
30	Phase2	1.911	non call related supplementary service	<input checked="" type="checkbox"/>
31	Phase2	1.912	at least one short message service	<input checked="" type="checkbox"/>
32	Phase2	1.913	(SMS) reply procedure	<input type="checkbox"/>
33	Phase2	1.914	replace SMS	<input type="checkbox"/>
34	Phase2	1.915	display of received SMS	<input checked="" type="checkbox"/>
35	Phase2	1.916	SMS status report capabilities	<input checked="" type="checkbox"/>
36	Phase2	1.917	Storing of short messages in the SIM	<input checked="" type="checkbox"/>
37	Phase2	1.918	Storing of short messages in the ME	<input checked="" type="checkbox"/>
38	Phase2	1.919	detach on power down	<input checked="" type="checkbox"/>
39	Phase2	1.920	detach on SIM remove	<input type="checkbox"/>
40	Phase2	1.921	SIM removable without power down	<input type="checkbox"/>
41	Phase2	1.922	ID-1 SIM	<input type="checkbox"/>
42	Phase2	1.923	Plug-In SIM	<input checked="" type="checkbox"/>
43	Phase2	1.924	Disable PIN feature	<input checked="" type="checkbox"/>
44	Phase2	1.925	PIN2 feature	<input checked="" type="checkbox"/>
45	Phase2	1.926	Feature requiring entry of PIN2	<input checked="" type="checkbox"/>
46	Phase2	1.927	Chars 0-9, *, # supported	<input checked="" type="checkbox"/>
47	Phase2	1.928	A, B, C, D chars. supported	<input checked="" type="checkbox"/>
48	Phase2	1.929	automatically enter automatic selection of PLMN mode	<input checked="" type="checkbox"/>
49	Phase2	1.930	alerting indication to the user	<input checked="" type="checkbox"/>
50	R98	1.931	Appl. Layer is always running	<input type="checkbox"/>
51	Phase2	1.932	Immediate connect supported for all circuit switched basic services	<input type="checkbox"/>
52	Phase2	1.933	In-Call modification	<input checked="" type="checkbox"/>
53	Phase2	1.934	follow-on request procedure	<input checked="" type="checkbox"/>
54	Phase2	1.935	refusal of call	<input type="checkbox"/>
55	Phase2	1.936	RF amplification	<input type="checkbox"/>
56	Phase2	1.937	Number of B-party number for autocalling is greater than the number of entries in the blacklist	<input type="checkbox"/>
57	Phase2	1.938	Handset MS supporting speech	<input type="checkbox"/>
58	Phase2	1.939	MT2 Configuration	<input checked="" type="checkbox"/>
59	Phase2	1.940	MT2 Configuration or any other possibility to send data over Um interface	<input checked="" type="checkbox"/>
60	Rel-4	1.941	Permanent Antenna Connector	<input checked="" type="checkbox"/>
61	Phase2	1.942	Pseudo-synchronized handover supported	<input checked="" type="checkbox"/>
62	R96	1.943	5V only SIM/ME interface	<input type="checkbox"/>
63	R96	1.944	3V only SIM/ME interface	<input checked="" type="checkbox"/>
64	R96	1.945	3V/5V SIM/ME interface	<input type="checkbox"/>
65	Phase2	1.946	Speech supported for Full rate version 2 (GSM EFR)	<input checked="" type="checkbox"/>



Partial GSM Test Report No. 504/07T18

Annex C: PICS/PIXIT Information

Date of Report: 2007-11-23

Item	Release	Additional Information	Supported
66a	Phase2	1.947 RLP supports non default parameters	<input checked="" type="checkbox"/>
66b	R96	1.948 Support of listening to voice broadcast calls (VBS listening)	<input type="checkbox"/>
67	R96	1.949 Support of originating voice broadcast call (VBS originating)	<input type="checkbox"/>
68	R96	1.950 Support of listening to voice group calls (VGCS listening)	<input type="checkbox"/>
69	R96	1.951 Support of talking in voice group calls (VGCS talking)	<input type="checkbox"/>
70	R96	1.952 Support of originating voice group call (VGCS originating)	<input type="checkbox"/>
71	R96	1.953 Support reduced NCH monitoring	<input type="checkbox"/>
72	R96	1.954 14.4 k data mode	<input checked="" type="checkbox"/>
73	Phase2	1.955 Implementation of cause number 27 of busy autocaling in category 2	<input type="checkbox"/>
74	Phase2	1.956 Implementation of cause number 27 of busy autocaling in category 3	<input type="checkbox"/>
75		1.957 (Void)	---
76	Phase2 *	1.958 Artificial ear type 1 (* Phase 2 up to and including Release 4)	<input checked="" type="checkbox"/>
77	Phase2	1.959 Artificial ear type 3.2, Low leak option	<input type="checkbox"/>
78	R96	1.960 Artificial ear type 3.4	<input checked="" type="checkbox"/>
79	R98	1.961 Speech supported for Full rate version 3 (FR AMR)	<input checked="" type="checkbox"/>
80	R96	1.962 NCH monitoring in group receive mode	<input type="checkbox"/>
81	R96	1.963 NCH monitoring in group transmit mode	<input type="checkbox"/>
82	R96	1.964 NCH monitoring in dedicated mode	<input type="checkbox"/>
83	R97	1.965 Support of one PDP context activation	<input checked="" type="checkbox"/>
84	R97	1.966 Support of more than one PDP context activation	<input type="checkbox"/>
85	R97	1.967 Support of more than one PDP context activation simultaneously on the same SAPI	<input type="checkbox"/>
86	R97	1.968 Support of GPRS data compression	<input type="checkbox"/>
87	R98	1.969 Support of GPRS header compression	<input checked="" type="checkbox"/>
88	R97	1.970 Support of Network requested PDP context activation	<input checked="" type="checkbox"/>
89	R97	1.971 Support for user settings of minimum QoS	<input checked="" type="checkbox"/>
90	R97	1.972 Automatic GPRS attach procedure at switch-on/power-on	<input checked="" type="checkbox"/>
91	R97	1.973 MMI controlled attach/detach procedures for non-GPRS services	<input checked="" type="checkbox"/>
92	R97	1.974 Automatic attach procedure when MS identity cannot derived by the network	<input checked="" type="checkbox"/>
93	R98	1.975 Automatic MM IMSI attach procedure at switch-on / power-on	<input checked="" type="checkbox"/>
94	R96	1.976 Support of SIM Application Toolkit	<input checked="" type="checkbox"/>
95	R98	1.977 1,8V only SIM/ME interface	<input checked="" type="checkbox"/>
96	R98	1.978 1,8V/3V SIM/ME interface	<input checked="" type="checkbox"/>
97	Phase2	1.979 Multiple SM MO/PP on same RR link	<input checked="" type="checkbox"/>
98	Phase2	1.980 Support of stored list cell selection	<input checked="" type="checkbox"/>
99	Phase2	1.981 at least one service not support immediate connection	<input checked="" type="checkbox"/>
100		1.982 (Void)	---
101		1.983 (Void)	---
102	Phase2	1.984 EFR EmgCallSetup message contains the bearer capability	<input checked="" type="checkbox"/>
103	Phase2	1.985 Support of MonitorPCH_GroupTransmitMode	<input type="checkbox"/>
104	Rel-4	1.986 Integral_Antenna Connector	<input type="checkbox"/>
105	R97	1.987 User requested combined GPRS and non-GPRS detached without powering off	<input checked="" type="checkbox"/>
106	R97	1.988 User requested non-GPRS detached	<input checked="" type="checkbox"/>
107	Phase2	1.989 Artificial ear type 3.2, High leak option	<input type="checkbox"/>
108	R96	1.990 Artificial ear type 3.3	<input type="checkbox"/>
109	Phase2	1.991 Support of Multiple SMS	<input checked="" type="checkbox"/>
110	R97	1.992 Cell Reselection after T3184 Expiry	<input type="checkbox"/>
111	R97	1.993 GPRS attach attempted automatically due to outstanding request	<input checked="" type="checkbox"/>
112	R98	1.994 Speech supported for Half rate version 3 (HR AMR)	<input checked="" type="checkbox"/>
113	R5	1.995 AMR LoopBack Modes	<input type="checkbox"/>
114	R99	1.996 TTY services	<input checked="" type="checkbox"/>
115	R99	1.997 Support of Secondary PDP Context Activation	<input type="checkbox"/>
116	Phase2	1.998 Support of MO SMS Concatenation	<input checked="" type="checkbox"/>
117	Phase2	1.999 Support of MT SMS Concatenation	<input checked="" type="checkbox"/>
118	R97	1.1000 NITZ Supported	<input checked="" type="checkbox"/>
119	R97	1.1001 Use of NITZ DST (Daylight Saving Time)	<input checked="" type="checkbox"/>
120		1.1002 (Void)	---
121	R97	1.1003 Re-attach automatically when the network commands a detach with no cause value	<input type="checkbox"/>
122	R98	1.1004 Support of GPRS header compression algorithm type RFC 1144	<input checked="" type="checkbox"/>
123	R99	1.1005 Support of GPRS header compression algorithm type RFC 2507	<input type="checkbox"/>
124	Rel-6	1.1006 Support of ROHC algorithm type RFC 3241	<input type="checkbox"/>
125	Rel-6	1.1007 Support of ROHC algorithm type RFC 3242	<input type="checkbox"/>
126	Rel-6	1.1008 Support of ROHC algorithm type RFC 3408	<input type="checkbox"/>
127	Rel-6	1.1009 Support of ROHC algorithm type RFC 3095	<input type="checkbox"/>
128	R97	1.1010 The way to trigger transferring of new user data in a different PDP context while an uplink transfer is in progress	<input type="checkbox"/>
129	R99	1.1011 Support of DARP phase 1	<input type="checkbox"/>
130	R99	1.1012 Support of Card Application	<input type="checkbox"/>

Item	Release	Additional Information	Supported
131	Rel-5	1.1013 Support of GSM half rate speech version 6 (O-TCH/AHS)	<input type="checkbox"/>
132	R99	1.1014 MS with improved receiver performance	<input type="checkbox"/>
133	Rel-5	1.1015 Support of GSM speech full rate version 4 (O-TCH/WFS)	<input type="checkbox"/>
134	R97	1.1016 Verification for correct repetition of new password	<input type="checkbox"/>
135	R99	1.1017 MS using reduced interslot dynamic range in multislot configurations	<input type="checkbox"/>
136	Rel-5	1.1018 Support of GSM speech half rate version 4 (O-TCH/WHS)	<input type="checkbox"/>
137	Rel-5	1.1019 Support of GSM Speech Full Rate version 5 (TCH/WFS)	<input type="checkbox"/>
138	Phase2	1.1020 Support of overwriting the existing Class 2 SMS	<input type="checkbox"/>
139	Rel-6	1.1021 Support of Repeated ACCH	<input type="checkbox"/>
140	R98	1.1022 Support for a method for resetting stored A-GPS assistance data	<input type="checkbox"/>
141	Rel-7	1.1023 Support of DARP phase 2	<input type="checkbox"/>
142	Rel-4	1.1024 Support of Rel-4 acoustic implementation	<input type="checkbox"/>
143	R99	1.1025 MS with no components having RF performance sensitive to vibration condition during testing	<input type="checkbox"/>
144	R97	1.1026 Use of NITZ Full Name	<input checked="" type="checkbox"/>
145	R97	1.1027 Use of NITZ Short Name	<input checked="" type="checkbox"/>
146	R97	1.1028 Use of NITZ Universal Time	<input checked="" type="checkbox"/>
147	R97	1.1029 Use of NITZ Local Time Zone	<input checked="" type="checkbox"/>

**Table A.25.1 (3GPP TS 51.010-2): Additional Information (requiring values)**

Item	Release	Additional Information	Support	Values	
				Allowed	Supported
1	R98	1.1030 AMR C/I normalization factor (units: dB)	1.1031 <input checked="" type="checkbox"/>	0 ... ∞	0
2	R98	1.1032 Loop C delay Full rate (round trip delay, in number of TDMA frames)	1.1033 <input checked="" type="checkbox"/>	1 ... ∞	1
3	R99	1.1034 AMR C/I normalization factors (AFS, DARP) 12 values representing SS adjustment of variable normalization factors for C/I values as stated in 14.10.3 (units: dB)	1.1035 <input type="checkbox"/>	0 ... ∞, 0 ... ∞, ... ... 0 ... ∞	
4	R99	1.1036 AMR C/I normalization factors (AHS, DARP) 10 values representing SS adjustment of variable normalization factors for C/I values as stated in 14.10.4 (units: dB)	1.1037 <input type="checkbox"/>	0 ... ∞, 0 ... ∞, ... ... 0 ... ∞	
5	Rel-5	1.1038 O-TCH/F C/I normalization factor (units: dB)	1.1039 <input type="checkbox"/>	0 ... ∞	
6	R98	1.1040 Loop C delay Half rate (round trip delay, in number of TDMA frames)	1.1041 <input type="checkbox"/>	1 ... ∞	
7	R99	1.1042 Averaging time Tav 1.1043 This time is the time between the first and the last measurement sample taken on one carrier during one averaging period when measuring received signal strength	1.1044 <input type="checkbox"/>	0 ... ∞	
8	Rel-5	1.1045 TCH/WFS C/I normalization factor	1.1046 <input type="checkbox"/>	0 ... ∞	
9	Rel-5	1.1047 TCH/WFS CI normalization factors (TCH/WFS, DARP) 1.1048 12 values representing SS adjustment of variable normalization factors for C/I values as stated in 14.10.9 (units: dB)	1.1049 <input type="checkbox"/>	0 ... ∞, 0 ... ∞, ... ... 0 ... ∞	

## Support of UTRAN Radio Access Technology

**Table A.27 (3GPP TS 51.010-2): Support of UTRAN Radio Access Technology**

Item	Release	Additional Information	Supported
1	R99	1.1050 Conversational / speech / UL:12.2 DL:12.2 kbps / CS RAB + UL:3.4 DL 3.4 kbps SRBs for DCCH	<input type="checkbox"/>
2	R99	1.1051 Streaming / unknown / UL:14.4/DL:14.4 kbps / CS RAB + UL:3.4 DL 3.4 kbps SRBs for DCCH	<input type="checkbox"/>
3	R99	1.1052 Streaming / unknown / UL:28.8/DL:28.8 kbps / CS RAB + UL:3.4 DL 3.4 kbps SRBs for DCCH	<input type="checkbox"/>

Item	Release	Additional Information	Supported
4	R99	1.1053 Streaming / unknown / UL:57.6/DL:57.6 kbps / CS RAB + UL:3.4 DL 3.4 kbps SRBs for DCCH	<input type="checkbox"/>

## Support of SIM Application Toolkit

### Supported SIM Application Toolkit Releases

Item	SIM Application Toolkit Release	Supported
1	1.1054 ME supports <b>all</b> SIM Application Toolkit features according to R96	<input type="checkbox"/>
2	1.1055 ME supports <b>all</b> SIM Application Toolkit features according to R97	<input checked="" type="checkbox"/>
3	1.1056 ME supports <b>all</b> SIM Application Toolkit features according to R98	<input type="checkbox"/>
4	1.1057 ME supports <b>all</b> SIM Application Toolkit features according to R99	<input type="checkbox"/>

**Table of Optional Features** (according to 3GPP TS 51.010-4 Section 3.3 Table A.1)

Item	Option	Supported
1	1.1058 Capability Configuration parameter	<input checked="" type="checkbox"/>
2	1.1059 Sustained text	<input type="checkbox"/>
3	1.1060 UCS2 coding scheme for Entry	<input checked="" type="checkbox"/>
4	1.1061 Extended Text String	<input checked="" type="checkbox"/>
5	1.1062 Help information	<input checked="" type="checkbox"/>
6	1.1063 Icons	<input type="checkbox"/>
7	1.1064 Class A: Dual Slot	<input type="checkbox"/>
8	1.1065 Detachable reader	<input type="checkbox"/>
9	1.1066 Class B: RUN AT	<input type="checkbox"/>
10	1.1067 Class C: LAUNCH BROWSER	<input type="checkbox"/>
11	1.1068 Class D: Soft keys	<input type="checkbox"/>
12	1.1069 Class E: B.I.P related to CSD	<input type="checkbox"/>
13	1.1070 Screen sizing parameters	<input type="checkbox"/>
14	1.1071 Screen Resizing	<input type="checkbox"/>
15	1.1072 UCS2 coding scheme for Display	<input checked="" type="checkbox"/>
16	1.1073 Mobile supporting GPRS	<input checked="" type="checkbox"/>
17	1.1074 Mobile supporting UDP	<input type="checkbox"/>
18	1.1075 Mobile supporting TCP	<input type="checkbox"/>
19	1.1076 Redial in Set Up Call	<input type="checkbox"/>
20	1.1077 Mobile decision to respond with "No response from user" in finite time	<input checked="" type="checkbox"/>
21	1.1078 Class E: B.I.P related to GPRS	<input type="checkbox"/>
22	1.1079 Mobile supporting Called Party Subaddress	<input checked="" type="checkbox"/>
23	1.1080 Mobile supporting Fixed Dialling Numbers	<input checked="" type="checkbox"/>
24	1.1081 Mobile supporting Barred Dialling Numbers	<input checked="" type="checkbox"/>
25	1.1082 Mobile supporting "+CIMI" in combination with Run AT Command	<input type="checkbox"/>
26	1.1083 UCS2 in Cyrillic	<input checked="" type="checkbox"/>
27	1.1084 Mobile supporting '9EXX' response code for SIM data download error	<input checked="" type="checkbox"/>
28	1.1085 Mobile supporting Envelope Call Control always sent to the SIM during automatic redial mode	<input type="checkbox"/>
29	1.1086 Mobile supporting 2nd alpha identifier in SET UP CALL	<input checked="" type="checkbox"/>
30	1.1087 Mobile supporting Open Channel (GPRS) not containing a Network Access Name TLV when no default Access Point Name is set in the terminal configuration	<input type="checkbox"/>
31	1.1088 Preferred buffer size supported by the terminal for Open Channel command is greater than 0 byte and less than 65535 bytes	<input type="checkbox"/>
32	1.1089 Terminal supports Dual Transfer Mode (allowing GPRS connection and call at the same time)	<input type="checkbox"/>
33	1.1090 Terminal supports Long ForwardToNumber	<input type="checkbox"/>
34	1.1091 Terminal executes User confirmation phase before sending PDP context activation request	<input type="checkbox"/>
35	1.1092 Terminal supports SAT and USAT	<input type="checkbox"/>
36	1.1093 ME requesting for user confirmation before sending the Envelope Call Control command	<input type="checkbox"/>
37	1.1094 ME requesting for user confirmation after sending the Envelope Call Control command	<input type="checkbox"/>

**ME's default configuration** (according to 3GPP TS 51.010-4 Section 5.4 Table A.2)

Item	Description	Status	Value
1	1.1095 DISPLAY TEXT: No response from user Timeout interval	1.1096	30
2	1.1097 GET INKEY: No response from user Timeout interval	1.1098	30
3	1.1099 GET INPUT: No response from user Timeout interval	1.1100	30
4	1.1101 SELECT ITEM: No response from user Timeout interval	1.1102	30
5	1.1103 Preferred buffer size supported by the terminal for Open Channel command	1.1104	
1.1105	NOTE: Conditional values shall be provided if the corresponding option is supported in the Table A.1		

**Additional SIM Application Toolkit Information** (see options O.1/O.2 within to 3GPP TS 51.010-4 Section 3.4 Table B.1)

Item	Release	Additional Information	Supported
1	R98	1.1106 ME supports icons as defined in record 1 of EF <sub>IMG</sub> within 3GPP TS 51.010-4 section 27.22.2A 'Definition of default values for SIM Application Toolkit testing'	<input type="checkbox"/>
2	R98	1.1107 ME supports icons as defined in record 2 of EF <sub>IMG</sub> within 3GPP TS 51.010-4 section 27.22.2A 'Definition of default values for SIM Application Toolkit testing'	<input type="checkbox"/>

**Details of TERMINAL PROFILE Support** (according to 3GPP TS 51.010-4 Annex E)

Item	Release	Terminal Profile	Supported
1	R96	1.1108 Profile Download	<input checked="" type="checkbox"/>
2	R96	1.1109 SMS-PP data download	<input checked="" type="checkbox"/>
3	R96	1.1110 Cell Broadcast data download	<input checked="" type="checkbox"/>
4	R96	1.1111 Menu selection	<input checked="" type="checkbox"/>
5	R97	1.1112 '9EXX' response code for SIM data download error	<input checked="" type="checkbox"/>
6	R98	1.1113 Timer expiration	<input type="checkbox"/>
7	R98	1.1114 USSD string data object supported in call control	<input checked="" type="checkbox"/>
8	R99	1.1115 Envelope Call Control always sent to the SIM during automatic redial mode	<input type="checkbox"/>
9	R96	1.1116 Command result	<input checked="" type="checkbox"/>
10	R96	1.1117 Call Control by SIM	<input checked="" type="checkbox"/>
11	R97	1.1118 Cell identity included in Call Control by SIM	<input checked="" type="checkbox"/>
12	R98	1.1119 MO short message control by SIM	<input checked="" type="checkbox"/>
13	R97	1.1120 Handling of the alpha identifier	<input checked="" type="checkbox"/>
14	R97	1.1121 UCS2 Entry supported	<input checked="" type="checkbox"/>
15	R97	1.1122 UCS2 Display supported	<input checked="" type="checkbox"/>
16	R98	1.1123 Display of the extension text	<input checked="" type="checkbox"/>
17	R96	1.1124 DISPLAY TEXT	<input checked="" type="checkbox"/>
18	R96	1.1125 GET INKEY	<input checked="" type="checkbox"/>
19	R96	1.1126 GET INPUT	<input checked="" type="checkbox"/>
20	R96	1.1127 MORE TIME	<input checked="" type="checkbox"/>
21	R96	1.1128 PLAY TONE	<input checked="" type="checkbox"/>
22	R96	1.1129 POLL INTERVAL	<input checked="" type="checkbox"/>
23	R96	1.1130 POLLING OFF	<input checked="" type="checkbox"/>
24	R96	1.1131 REFRESH	<input checked="" type="checkbox"/>
25	R96	1.1132 SELECT ITEM	<input checked="" type="checkbox"/>
26	R96	1.1133 SEND SHORT MESSAGE	<input checked="" type="checkbox"/>
27	R96	1.1134 SEND SS	<input checked="" type="checkbox"/>
28	R98	1.1135 SEND USSD	<input checked="" type="checkbox"/>
29	R96	1.1136 SET UP CALL	<input checked="" type="checkbox"/>
30	R96	1.1137 SET UP MENU	<input checked="" type="checkbox"/>
31	R96	1.1138 PROVIDE LOCAL INFORMATION (LOCI & IMEI)	<input checked="" type="checkbox"/>
32	R97	1.1139 PROVIDE LOCAL INFORMATION (NMR)	<input checked="" type="checkbox"/>
33	R98	1.1140 SET UP EVENT LIST	<input checked="" type="checkbox"/>
34	R98	1.1141 Event : MT call	<input checked="" type="checkbox"/>
35	R98	1.1142 Event : Call connected	<input checked="" type="checkbox"/>
36	R98	1.1143 Event : Call disconnected	<input checked="" type="checkbox"/>
37	R98	1.1144 Event : Location status	<input checked="" type="checkbox"/>
38	R98	1.1145 Event : User activity	<input checked="" type="checkbox"/>
39	R98	1.1146 Event : Idle screen available	<input checked="" type="checkbox"/>
40	R98	1.1147 Event : Card reader status	<input type="checkbox"/>
41	R99	1.1148 Event : Language selection	<input type="checkbox"/>
42	R99	1.1149 Event : Browser Termination	<input type="checkbox"/>
43	R99	1.1150 Event : Data available	<input type="checkbox"/>
44	R99	1.1151 Event : Channel status	<input type="checkbox"/>
45	R96	1.1152 RFU	---
46	R96	1.1153 RFU	---
47	R96	1.1154 RFU	---
48	R96	1.1155 RFU	---
49	R98	1.1156 POWER ON CARD	<input type="checkbox"/>
50	R98	1.1157 POWER OFF CARD	<input type="checkbox"/>
51	R98	1.1158 PERFORM CARD APDU	<input type="checkbox"/>
52	R98	1.1159 GET READER STATUS (Card reader status)	<input type="checkbox"/>
53	R99	1.1160 GET READER STATUS (Card reader identifier)	<input type="checkbox"/>
54	R96	1.1161 RFU	---
55	R96	1.1162 RFU	---
56	R96	1.1163 RFU	---
57	R98	1.1164 TIMER MANAGEMENT (start, stop)	<input type="checkbox"/>

Partial GSM Test Report No. 504/07T18

Annex C: PICS/PIXIT Information

Date of Report: 2007-11-23

V4.02 2007-02-01

Page 27 of 29

Item	Release	Terminal Profile	Supported
58	R98	1.1165 TIMER MANAGEMENT (get current value)	<input type="checkbox"/>
59	R98	1.1166 PROVIDE LOCAL INFORMATION (date, time and time zone)	<input type="checkbox"/>
60	R98	1.1167 Binary choice in GET INKEY	<input type="checkbox"/>
61	R98	1.1168 SET UP IDLE MODE TEXT	<input type="checkbox"/>
62	R98	1.1169 RUN AT COMMAND (i.e. class "b" is supported)	<input type="checkbox"/>
63	R98	1.1170 2nd alpha identifier in SET UP CALL	<input type="checkbox"/>
64	R98	1.1171 2nd capability configuration parameter	<input type="checkbox"/>
65	R98	1.1172 Sustained DISPLAY TEXT	<input type="checkbox"/>
66	R98	1.1173 SEND DTMF command	<input type="checkbox"/>
67	R98	1.1174 PROVIDE LOCAL INFORMATION - BCCH	<input type="checkbox"/>
68	R99	1.1175 PROVIDE LOCAL INFORMATION (language)	<input type="checkbox"/>
69	R99	1.1176 PROVIDE LOCAL INFORMATION (Timing Advance)	<input type="checkbox"/>
70	R99	1.1177 LANGUAGE NOTIFICATION	<input type="checkbox"/>
71	R99	1.1178 LAUNCH BROWSER	<input type="checkbox"/>
72	R96	1.1179 RFU	---
73	R99	1.1180 Soft keys support for SELECT ITEM	<input type="checkbox"/>
74	R99	1.1181 Soft Keys support for SET UP MENU	<input type="checkbox"/>
75	R96	1.1182 RFU	---
76	R96	1.1183 RFU	---
77	R96	1.1184 RFU	---
78	R96	1.1185 RFU	---
79	R96	1.1186 RFU	---
80	R96	1.1187 RFU	---
81	R99	1.1188 Maximum number of soft keys available ('FF' = RFU)	<input type="checkbox"/>
82	R99	1.1189 Maximum number of soft keys available ('FF' = RFU)	<input type="checkbox"/>
83	R99	1.1190 Maximum number of soft keys available ('FF' = RFU)	<input type="checkbox"/>
84	R99	1.1191 Maximum number of soft keys available ('FF' = RFU)	<input type="checkbox"/>
85	R99	1.1192 Maximum number of soft keys available ('FF' = RFU)	<input type="checkbox"/>
86	R99	1.1193 Maximum number of soft keys available ('FF' = RFU)	<input type="checkbox"/>
87	R99	1.1194 Maximum number of soft keys available ('FF' = RFU)	<input type="checkbox"/>
88	R99	1.1195 Maximum number of soft keys available ('FF' = RFU)	<input type="checkbox"/>
89	R99	1.1196 OPEN CHANNEL	<input type="checkbox"/>
90	R99	1.1197 CLOSE CHANNEL	<input type="checkbox"/>
91	R99	1.1198 RECEIVE DATA	<input type="checkbox"/>
92	R99	1.1199 SEND DATA	<input type="checkbox"/>
93	R99	1.1200 GET CHANNEL STATUS	<input type="checkbox"/>
94	R96	1.1201 RFU	---
95	R96	1.1202 RFU	---
96	R96	1.1203 RFU	---
97	R99	1.1204 CSD supported by ME	<input type="checkbox"/>
98	R99	1.1205 GPRS supported by ME	<input type="checkbox"/>
99	R96	1.1206 RFU	---
100	R96	1.1207 RFU	---
101	R96	1.1208 RFU	---
102	R99	1.1209 Number of channels supported by ME	<input type="checkbox"/>
103	R99	1.1210 Number of channels supported by ME	<input type="checkbox"/>
104	R99	1.1211 Number of channels supported by ME	<input type="checkbox"/>
105	R99	1.1212 Number of characters supported down the ME	<input type="checkbox"/>
106	R99	1.1213 Number of characters supported down the ME	<input type="checkbox"/>
107	R99	1.1214 Number of characters supported down the ME	<input type="checkbox"/>
108	R99	1.1215 Number of characters supported down the ME	<input type="checkbox"/>
109	R99	1.1216 Number of characters supported down the ME	<input type="checkbox"/>
110	R96	1.1217 RFU	---
111	R96	1.1218 RFU	---
112	R99	1.1219 Screen Sizing Parameters	<input type="checkbox"/>
113	R99	1.1220 Number of characters supported across the ME display	<input type="checkbox"/>
114	R99	1.1221 Number of characters supported across the ME display	<input type="checkbox"/>
115	R99	1.1222 Number of characters supported across the ME display	<input type="checkbox"/>
116	R99	1.1223 Number of characters supported across the ME display	<input type="checkbox"/>
117	R99	1.1224 Number of characters supported across the ME display	<input type="checkbox"/>
118	R99	1.1225 Number of characters supported across the ME display	<input type="checkbox"/>
119	R99	1.1226 Number of characters supported across the ME display	<input type="checkbox"/>
120	R99	1.1227 Variable size fonts Supported	<input type="checkbox"/>
121	R99	1.1228 Display can be resized	<input type="checkbox"/>
122	R99	1.1229 Text Wrapping supported	<input type="checkbox"/>
123	R99	1.1230 Text Scrolling supported	<input type="checkbox"/>
124	R96	1.1231 RFU	---

Partial GSM Test Report No. 504/07T18

Annex C: PICS/PIXIT Information

Date of Report: 2007-11-23

V4.02 2007-02-01 Page 28 of 29

Item	Release	Terminal Profile	Supported
125	R96	1.1232 RFU	---
126	R99	1.1233 Width reduction when in a menu	<input type="checkbox"/>
127	R99	1.1234 Width reduction when in a menu	<input type="checkbox"/>
128	R99	1.1235 Width reduction when in a menu	<input type="checkbox"/>
129	R99	1.1236 TCP	<input type="checkbox"/>
130	R99	1.1237 UDP	<input type="checkbox"/>
131	R96	1.1238 RFU	---
132	R96	1.1239 RFU	---
133	R96	1.1240 RFU	---
134	R96	1.1241 RFU	---
135	R96	1.1242 RFU	---
136	R96	1.1243 RFU	---
137	R96	1.1244 RFU	---
138	R96	1.1245 RFU	---
139	R96	1.1246 RFU	---
140	R96	1.1247 RFU	---
141	R96	1.1248 RFU	---
142	R96	1.1249 RFU	---
143	R96	1.1250 RFU	---
144	R96	1.1251 RFU	---
145	R99	1.1252 Protocol Version	<input type="checkbox"/>
146	R99	1.1253 Protocol Version	<input type="checkbox"/>
147	R99	1.1254 Protocol Version	<input type="checkbox"/>
148	R99	1.1255 Protocol Version	<input type="checkbox"/>
149	R96	1.1256 RFU	---
150	R96	1.1257 RFU	---
151	R96	1.1258 RFU	---
152	R96	1.1259 RFU	---

## PIXIT – Protocol Implementation Extra Information for Testing

### Power Supply

Nominal battery voltage	3.6 V
Maximal testing voltage	4.5 V
Minimal testing voltage	3.2 V

Receiver Intermediate Frequencies	GSM850	GSM900	GSM1800	GSM1900
F <sub>lo</sub> – Local Oscillator frequency applied to first receiver mixer	MHz	MHz	MHz	MHz
IF <sub>1</sub> – First intermediate frequency	MHz	MHz	MHz	MHz
IF <sub>2</sub> – Second intermediate frequency	MHz	MHz	MHz	MHz
IF <sub>3</sub> – Third intermediate frequency	MHz	MHz	MHz	MHz

### Additional Information

	Support
Controlled Early Classmark Sending	<input checked="" type="checkbox"/>
Number of CP-DATA retransmissions	value: 1
Timer TC1M value	value:
MS originated XID negotiation after PDP context activation	<input checked="" type="checkbox"/>
Internal Baudot-CTM signal conversion (if TTY is supported)	<input type="checkbox"/>

The PICS and PIXIT information stated on the previous pages are valid for the following Terminal Equipment Type:

Brand Name:	Wavecom
Terminal Equipment Type:	Q24 Plus with SIM Holder
Hardware Version:	406
Software Version:	Open AT <sup>®</sup> Firmware 6.57e

2007-11-27

Date (yyyy-mm-dd)

Carine Direxel

Printed Name

Signature



# ANNEX D

of



## Partial GSM TEST REPORT

No. 504/07T18

for

**Wavecom**

**GSM 850/900/1800/1900 Terminal Equipment**

**Type Q24 Plus with SIM Holder**

with

**Final Hardware Version: 406**

**Final Software Version: Open AT<sup>®</sup> Firmware 6.57e**

# Photographs

This Annex consists of 2 pages

Date of Report: 2007-11-23

CETECOM is accredited  
according to  
DIN EN ISO/IEC 17025 by:



DAT-P-176/94-C0

**CTIA** Authorized Test Lab

LAB CODE 20050615-00

Official Observer of



### **CETECOM SARL**

320, Rue Hélène Boucher ♦ 78532 Buc Cedex ♦ France

Phone: +33 (0) 1 39 24 29 59 ♦ Fax: +33 (0) 1 39 24 29 83 ♦ E-mail: [info@cetecom.fr](mailto:info@cetecom.fr) ♦ <http://www.cetecom.com>

Capital: 765000 Euro, SIRET: 400 345 559 00035 (Versailles), Code APE: 742C, N° VAT: FR 52 400 345 559, Registered in VERSAILLES, France


Board of Directors: Dr. Harald Ansorge, Hans Peter May

## 1. Photographs of the Equipment under Test

### 1.1 Front View of the EUT



### 1.2 Rear View of the EUT (Inside)



# ANNEX E

of



## Partial GSM TEST REPORT

No. 504/07T18

for

**Wavecom**

**GSM 850/900/1800/1900 Terminal Equipment**

**Type Q24 Plus with SIM Holder**

with

**Final Hardware Version: 406**

**Final Software Version: Open AT<sup>®</sup> Firmware 6.57e**

## Detailed Test Results

This Annex consists of 6 pages

Date of Report: 2007-11-23

CETECOM is accredited  
according to  
DIN EN ISO/IEC 17025 by:



Official Observer of



### **CETECOM SARL**

320, Rue Hélène Boucher ♦ 78532 Buc Cedex ♦ France

Phone: +33 (0) 1 39 24 29 59 ♦ Fax: +33 (0) 1 39 24 29 83 ♦ E-mail: [info@cetecom.fr](mailto:info@cetecom.fr) ♦ <http://www.cetecom.com>

Capital: 765000 Euro, SIRET: 400 345 559 00035 (Versailles), Code APE: 742C, N° VAT: FR 52 400 345 559, Registered in VERSAILLES, France

Board of Directors: Dr. Harald Ansorge, Hans Peter May

## 1. General Description

This annex of the GSM Test Report includes a table with detailed test results of the Equipment under Test (EUT).

## 2. Terms used in the Test Result Table

This section defines the terms which are used in the enclosed test result table.

### 2.1 Main Terms

The following main terms are used in the test result table:

Term	Explanation
Test Case	Test case identifier of test specification 3GPP TS 51.010-1 or 3GPP TS 51.010-4 as referenced in section 4 of this Test Report.
Test Description	Name of the test case as referenced in the corresponding test specification.
Cat	Category of the related test case in the related GSM frequency band. The interpretation of the corresponding category is defined in Permanent Reference Document GCF-CC (for GSM 900 and/or GSM 1800) and/or in Annex H of Permanent Reference Document NAPRD.03 (for GSM 850 and/or GSM 1900).
Verdict	Verdict for each test case. See section 2.2 of this annex for detailed information.
Loc	If testing has been performed in subcontracted laboratories, this term identifies the testing location according to section 1 of Annex B.
Notes	Information about used test samples, special test situations, special test setups or special interpretations of the test results. See section 2.3 of this annex for detailed information.

## 2.2 Terms in Column "Verdict"

The following terms are used in the test result table to identify the verdicts of each test case in each given GSM frequency band:

Verdict	Explanation
PASS	EUT has been tested at <i>CETECOM</i> s (own or subcontracted) laboratories and is conformant to the applied standards for this test case in the given GSM frequency band.
FAIL	EUT has been tested at <i>CETECOM</i> s (own or subcontracted) laboratories but is not conformant to the applied standards for this test case in the given GSM frequency band.
PASS/----	For not completely validated tests only the validated parts of the test are "PASS" as mentioned above.
INC.	"Inconclusive": EUT has been tested at <i>CETECOM</i> s (own or subcontracted) laboratories but the test verdict for this test case in the given GSM frequency band is ambiguous. Detailed explanation is given in the note for the corresponding test case.
N/A	"Not Applicable": According to the client's and/or manufacturer's documentation (PICS/PIXIT) this test is not applicable for the given GSM frequency band.
R	"Redundant": This test has not been performed in the given GSM frequency band but the test requirement has been verified by means of another test case (e.g. in the W-CDMA technology).
NO	This test has not been performed with the EUT in the given GSM frequency band and/or with the given test parameter(s) although the test may be mandatory for conformance testing.
GSM850	This test has not been performed in the given GSM frequency band but in the GSM 850 frequency band instead. The result for this test is given in the appropriate column for "GSM 850".
GSM900	This test has not been performed in the given GSM frequency band but in the GSM 900 frequency band instead. The result for this test is given in the appropriate column for "GSM 900".
GSM1800	This test has not been performed in the given GSM frequency band but in the GSM 1800 frequency band instead. The result for this test is given in the appropriate column for "GSM 1800".
GSM1900	This test has not been performed in the given GSM frequency band but in the GSM 1900 frequency band instead. The result for this test is given in the appropriate column for "GSM 1900".
----	Test is not defined or not validated for the given GSM frequency band or not used by the specific certification regime.

## **2.3 Terms in Column "Notes"**

### **2.3.1 Test Samples used for Testing**

The test result table contains **numerical notes** (e.g. "1,4,...") to identify the EUT test samples used for each performed test case.

These numerical notes directly refer to the corresponding EUT Identifier defined in section 3.3 of the Test Report (e.g. note "1,4" indicates that the given test case in the given GSM frequency band has been tested with both terminal test samples identified as EUT1 and EUT4).

### **2.3.2 Additional Reference Documents for Testing**

The test result table may also contain **numerical notes in brackets** (e.g. "[9],[14],..."). These notes directly refer to the corresponding "additional reference documents for testing" as listed in section 4.3 (table 4) of the Test Report. They indicate that these additional reference documents have been applied to the corresponding test case(s).

### **2.3.3 Special Test Situations, Test Setups and Verdict Interpretations**

The test result table may also contain **letter notes** (e.g. "A,C,...") to identify special test situations, special test setups or special interpretations for the given test case. The following letter notes are used:

<b>Note</b>	<b>Explanation</b>
--- no letter note used ---	

Partial GSM Test Report No. 504/07T18

Annex E: Detailed Test Results

Date of Report: 2007-11-23

V4.02 2007-02-01

Page 5 of 6

Test Results of Wavecom Q24 Plus with SIM Holder

TS 51.010-1 or TS 51.010-4 Requirement		GCF-CC (V.3.27.1) for R97/98			GCF-CC (V.3.27.1) for R97/98			NAPRD.03 (V.3.12.0) for R97/98			NAPRD.03 (V.3.12.0) for R97/98		
		GSM 900			GSM 1800			GSM 850			GSM 1900		
Test Case	Test Description	Cat	Verdict	Notes	Cat	Verdict	Notes	Cat	Verdict	Notes	Cat	Verdict	Notes
13.7-1	Transmitter output power and burst timing in HSCSD configurations - MS with permanent antenna connector	P	-----	---	P	-----	---	---	-----	---	---	-----	---
13.16.1	Frequency error and phase error in GPRS multislot configuration	---	-----	---	---	-----	---	---	-----	---	---	-----	---
	Normal Temperature \ Normal Voltage	B	PASS/----	1	B	PASS/----	1	B	PASS/----	1,[12]	B	PASS/----	1,[12]
	Low Temperature \ Low Voltage	B	PASS/----	1	B	PASS/----	1	B	PASS/----	1,[12]	B	PASS/----	1,[12]
	Low Temperature \ High Voltage	B	PASS/----	1	B	PASS/----	1	B	PASS/----	1,[12]	B	PASS/----	1,[12]
	High Temperature \ Low Voltage	B	PASS/----	1	B	PASS/----	1	B	PASS/----	1,[12]	B	PASS/----	1,[12]
	High Temperature \ High Voltage	B	PASS/----	1	B	PASS/----	1	B	PASS/----	1,[12]	B	PASS/----	1,[12]
	Vibration X-Axis	B	NO	---	B	NO	---	B	NO	[12]	B	NO	[12]
	Vibration Y-Axis	B	NO	---	B	NO	---	B	NO	[12]	B	NO	[12]
	Vibration Z-Axis	B	NO	---	B	NO	---	B	NO	[12]	B	NO	[12]
13.16.2-1	Transmitter output power in GPRS multislot configuration - MS with permanent antenna connector	---	-----	---	---	-----	---	---	-----	---	---	-----	---
	Normal Temperature \ Normal Voltage	A	PASS	1,[5],[6],[7]	A	PASS	1,[5],[6],[7]	B	PASS/----	1,[9],[11],[12]	B	PASS/----	1,[9],[11],[12]
	Low Temperature \ Low Voltage	A	PASS	1,[5],[6],[7]	A	PASS	1,[5],[6],[7]	B	PASS/----	1,[9],[11],[12]	B	PASS/----	1,[9],[11],[12]
	Low Temperature \ High Voltage	A	PASS	1,[5],[6],[7]	A	PASS	1,[5],[6],[7]	B	PASS/----	1,[9],[11],[12]	B	PASS/----	1,[9],[11],[12]
	High Temperature \ Low Voltage	A	PASS	1,[5],[6],[7]	A	PASS	1,[5],[6],[7]	B	PASS/----	1,[9],[11],[12]	B	PASS/----	1,[9],[11],[12]
	High Temperature \ High Voltage	A	PASS	1,[5],[6],[7]	A	PASS	1,[5],[6],[7]	B	PASS/----	1,[9],[11],[12]	B	PASS/----	1,[9],[11],[12]
13.16.3	Output RF spectrum in GPRS multislot configuration	---	-----	---	---	-----	---	---	-----	---	---	-----	---
	Normal Temperature \ Normal Voltage	B	PASS/----	1,[8]	B	PASS/----	1,[8]	B	PASS/----	1,[10],[12]	B	PASS/----	1,[10],[12]
	Low Temperature \ Low Voltage	B	PASS/----	1,[8]	B	PASS/----	1,[8]	B	PASS/----	1,[10],[12]	B	PASS/----	1,[10],[12]
	Low Temperature \ High Voltage	B	PASS/----	1,[8]	B	PASS/----	1,[8]	B	PASS/----	1,[10],[12]	B	PASS/----	1,[10],[12]
	High Temperature \ Low Voltage	B	PASS/----	1,[8]	B	PASS/----	1,[8]	B	PASS/----	1,[10],[12]	B	PASS/----	1,[10],[12]
	High Temperature \ High Voltage	B	PASS/----	1,[8]	B	PASS/----	1,[8]	B	PASS/----	1,[10],[12]	B	PASS/----	1,[10],[12]

Partial GSM Test Report No. 504/07T18

Annex E: Detailed Test Results

Date of Report: 2007-11-23

V4.02 2007-02-01

Page 6 of 6

Test Results of Wavecom Q24 Plus with SIM Holder

TS 51.010-1 or TS 51.010-4 Requirement		GCF-CC (V.3.27.1) for R97/98			GCF-CC (V.3.27.1) for R97/98			NAPRD.03 (V.3.12.0) for R97/98			NAPRD.03 (V.3.12.0) for R97/98		
		GSM 900			GSM 1800			GSM 850			GSM 1900		
Test Case	Test Description	Cat	Verdict	Notes	Cat	Verdict	Notes	Cat	Verdict	Notes	Cat	Verdict	Notes
14.2.1	Reference Sensivity - TCH/FS	---	----	---	---	----	---	---	----	---	---	----	---
	Normal Temperature \ Normal Voltage	A	PASS	1	A	PASS	1	A	PASS	1	A	PASS	1
	Low Temperature \ Low Voltage	A	PASS	1	A	PASS	1	A	PASS	1	A	PASS	1
	Low Temperature \ High Voltage	A	PASS	1	A	PASS	1	A	PASS	1	A	PASS	1
	High Temperature \ Low Voltage	A	PASS	1	A	PASS	1	A	PASS	1	A	PASS	1
	High Temperature \ High Voltage	A	PASS	1	A	PASS	1	A	PASS	1	A	PASS	1
26.6.8.5	Ciphering mode / IMEISV request	A	GSM 1900	---	A	GSM 1900	---	N	-----	---	A	PASS	1

Please refer to GSM Test Report Annex E section 2 for detailed information of the used terms and notes.